

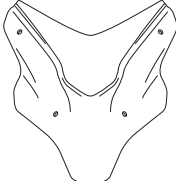







YAMAHA MT-07'21-

M O U N T I N G I N S T R U C T I O N S

REF 20620

CARENABRÍS NG SPORT PLUS / WINDSHIELD NG SPORT PLUS



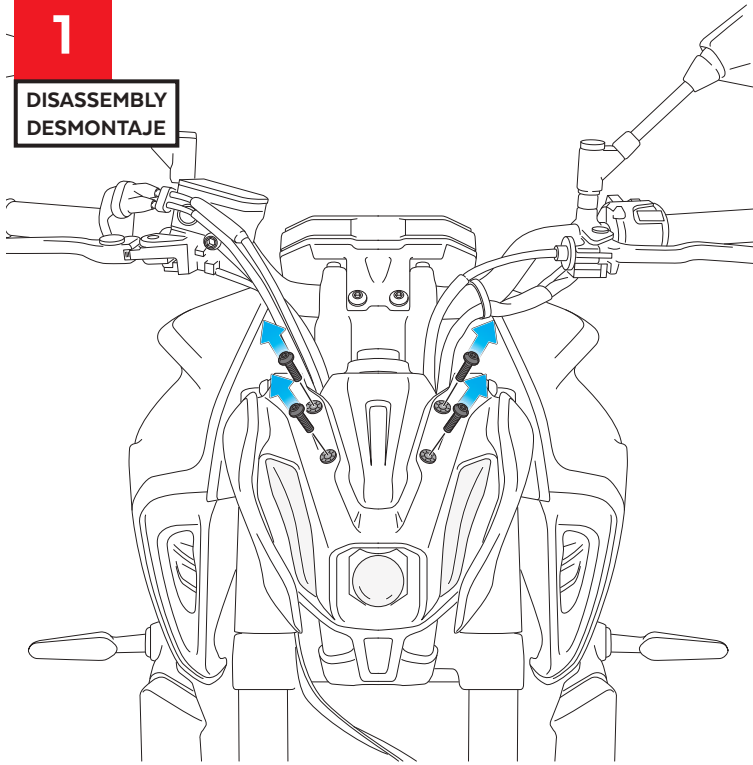
ID	PIEZA/PART	DESCRIPCIÓN	DESCRIPTION	QTY	REF
1		Cúpula Sport plus	Sport plus screen	1	20620F/H/W/NM3
2		Soporte izquierdo	Left support	1	SOPOR2P6-L20618
3		Soporte derecho	Right support	1	SOPOR2P6-R20618
4		Tornillo Allen M5x20 Ø11 ISO 7380	M5x20 Ø11 ISO 7380 Allen screw	4	TORNI-I7380-730
5		Silentblock Ø9 x Ø6 x 8mm	Ø9 x Ø6 x 8mm Silentblock	4	AROPASACABLES-3
6		Casquillo con valona Ø12xØ6,8x7,3	Ø12xØ6,8x7,3 bush with flange	4	CASQUI-1A---750
7		Tornillo Allen M5x16 Ø11 ISO 7380	M5x16 Ø11 ISO 7380 Allen screw	4	TORNI-I7380-493
8		Tapón tornillo M5 ISO 7380	M5 ISO 7380 screw cap	4	TAPON-----85

YAMAHA MT-07'21-

INSTRUCCIONES DE MONTAJE - MOUNTING INSTRUCTIONS - MONTAGEANLEITUNG

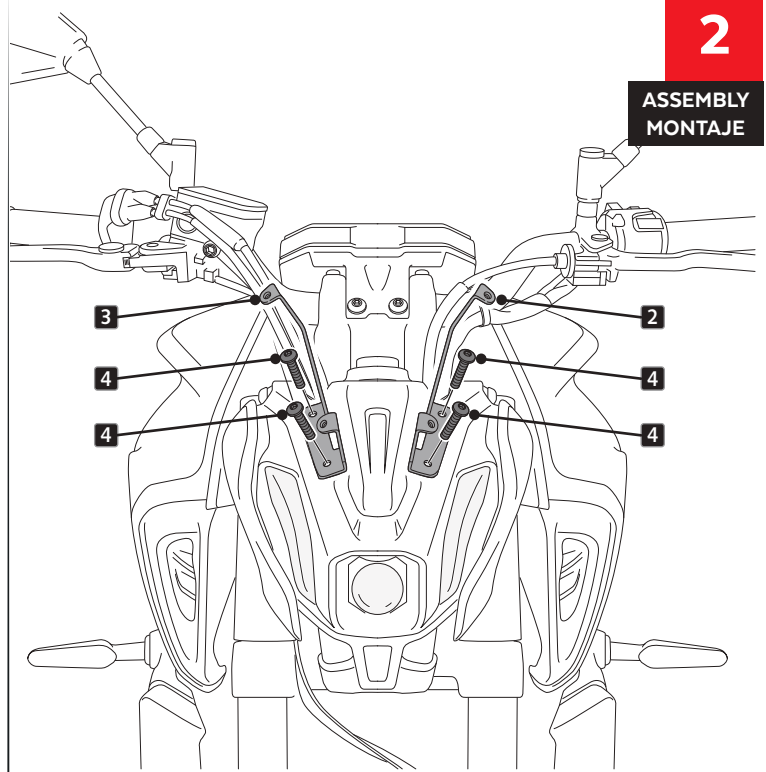
1

DISASSEMBLY
DESMONTAJE



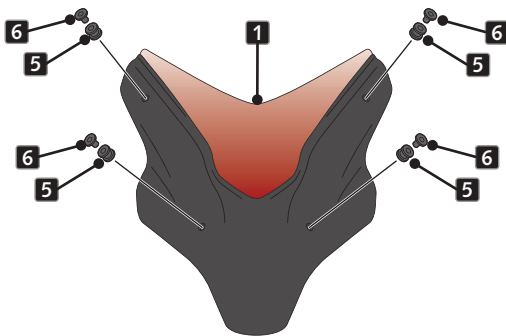
2

ASSEMBLY
MONTAJE



3

ASSEMBLY
MONTAJE



4

ASSEMBLY
MONTAJE

