

# SUZUKI GSX-S1000 / GSX-S950 '21-

## M O U N T I N G I N S T R U C T I O N S

REF 20835

**WINDSHIELD NG TOURING**



1 Person



20 min



EASY




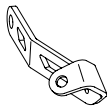

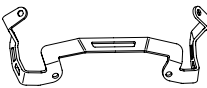






PHILLIPS



ALLEN



Nº 3  
Nº 4

ID.	PIEZA/PART	DESCRIPCIÓN	DESCRIPTION	QTY.	REF.:
1		Cúpula Touring	Touring screen	1	20835W/H/N/FM3
2		Soporte derecho	Right support	1	SOP3P2-R--20833
3		Soporte izquierdo	Left support	1	SOP3P2-L--20833
4		Soporte central	Central support	1	SOP3P2-C--20833
5		Tornillo allen M5x25 Ø11 ISO 7380	M5x25 Ø11 ISO 7380 allen screw	2	TORNI-I7380-766
6		Casquillo Ø8,5xØ13x6	Ø8,5xØ13x6 arrowhead	2	CASQUI-----776
7		Silentblock Ø12xØ6x9	Ø9 xØ6 x8mm silentblock	4	AROPASACABLES-3
8		Casquillo con valona Ø12xØ6,8x7,3	Ø12xØ6,8x7,3 bush with flange	4	CASQUI-1A---750
9		Tornillo allen M5x16 Ø11 ISO 7380	M5x16 Ø11 ISO 7380 allen screw	4	TORNI-I7380-493
10		Tapón tornillo M5 ISO 7380	M5 ISO 7380 screw cap	4	TAPON-----85

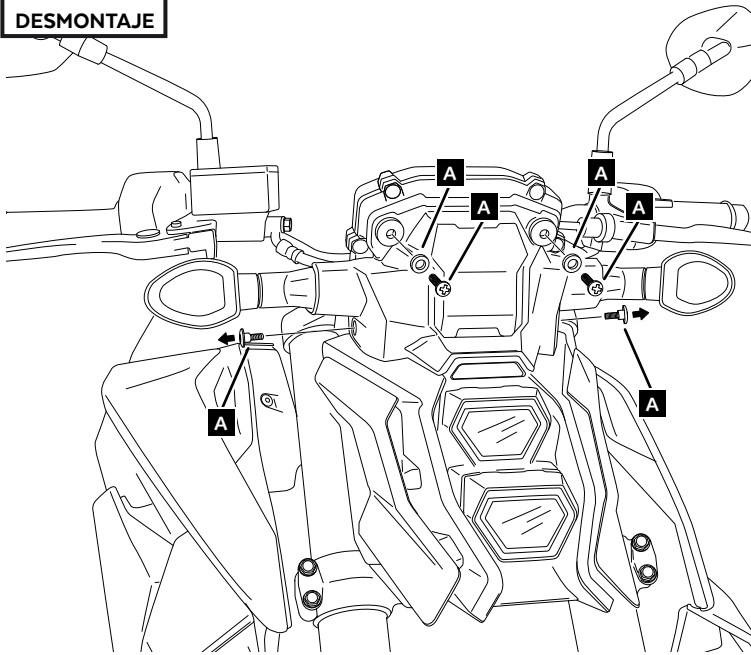
# SUZUKI GSX-S1000 / GSX-S950 '21-

INSTRUCCIONES DE MONTAJE - MOUNTING INSTRUCTIONS - MONTAGEANLEITUNG

**1**

**DISASSEMBLY  
DESMONTAJE**

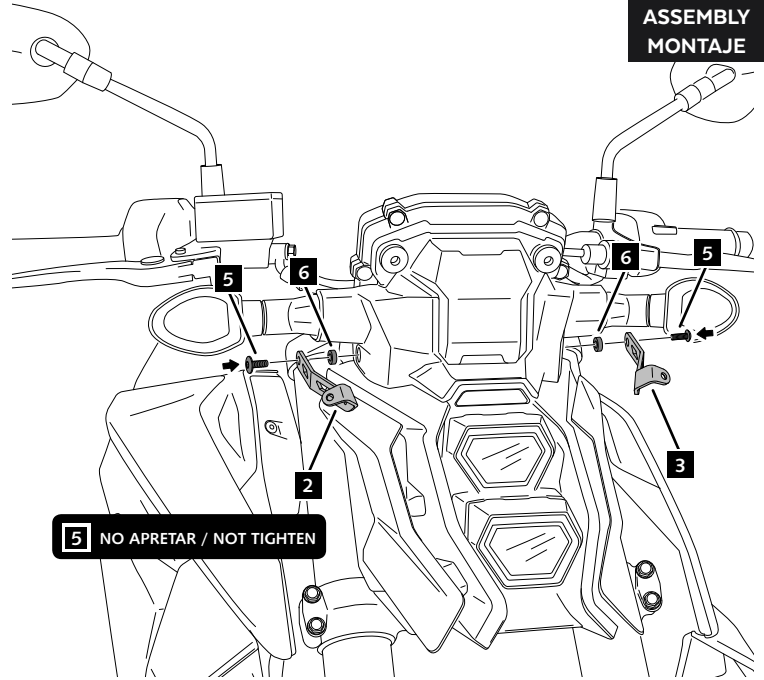
**A** Tornillería original  
Original screws



**2**

**ASSEMBLY  
MONTAJE**

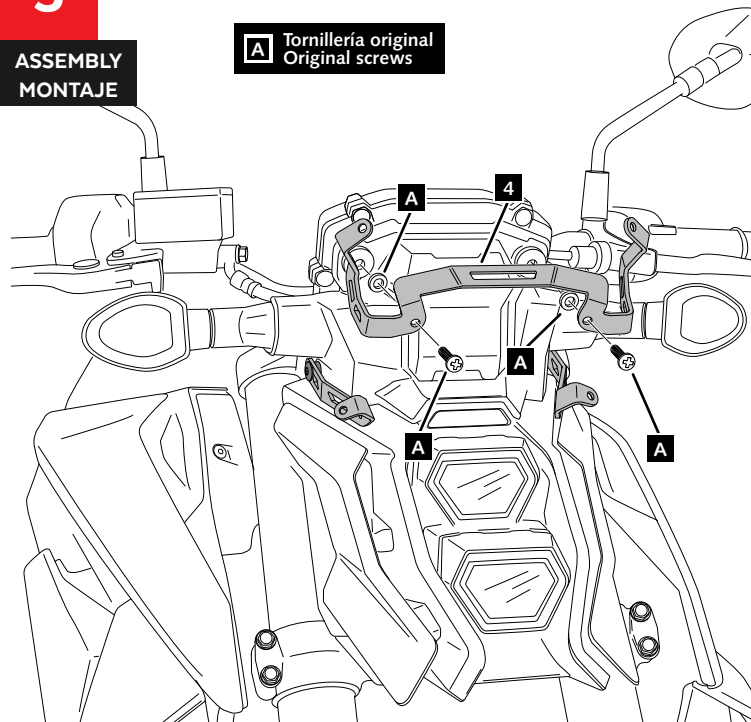
**5** NO APRETAR / NOT TIGHTEN



**3**

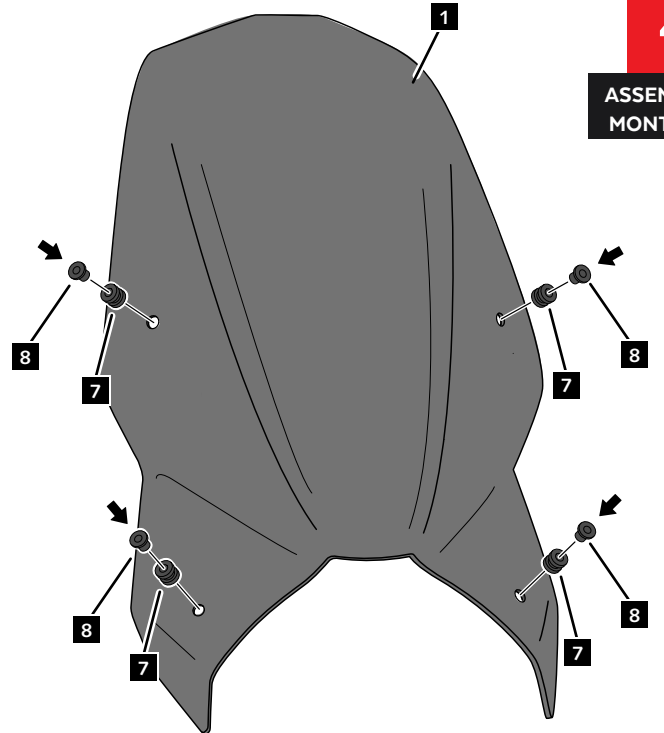
**ASSEMBLY  
MONTAJE**

**A** Tornillería original  
Original screws



**4**

**ASSEMBLY  
MONTAJE**

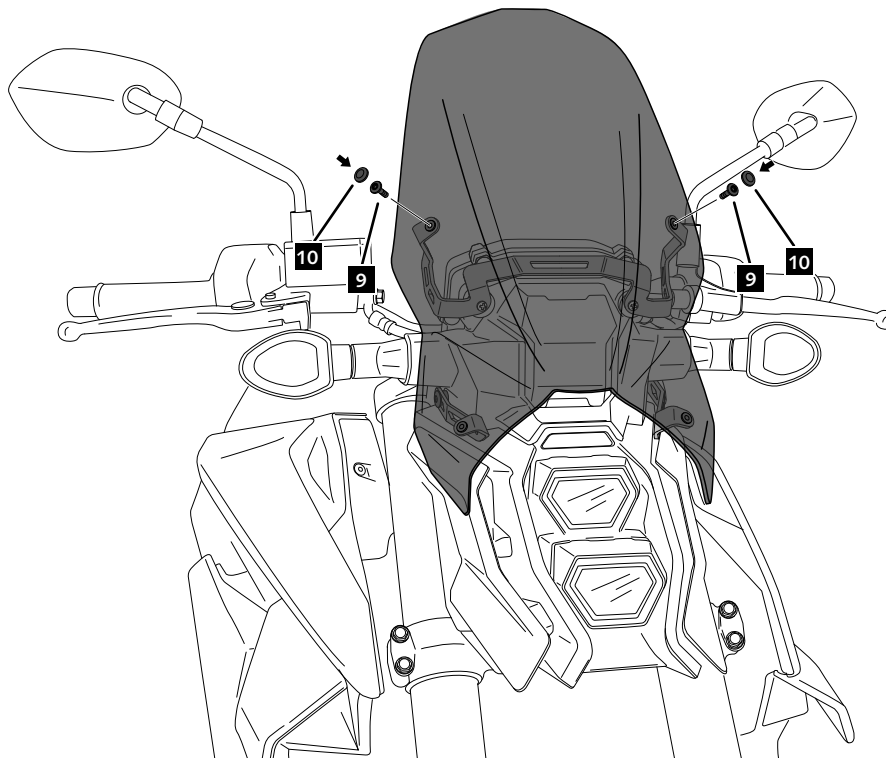


## SUZUKI GSX-S1000 / GSX-S950 '21-

INSTRUCCIONES DE MONTAJE - MOUNTING INSTRUCTIONS - MONTAGEANLEITUNG

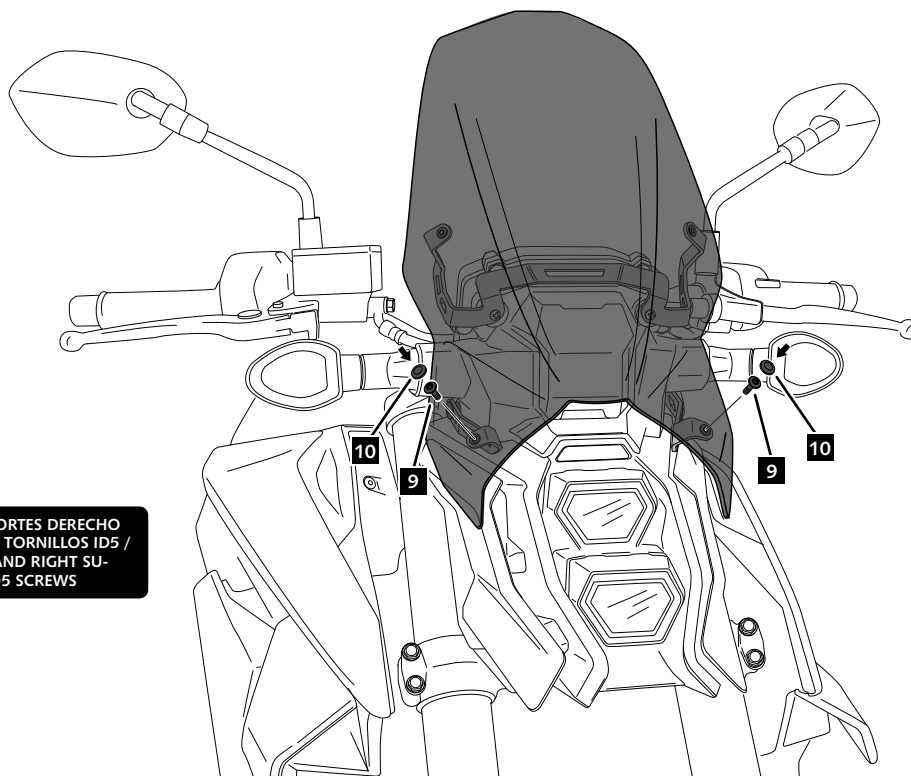
**5**

ASSEMBLY  
MONTAJE



**6**

ASSEMBLY  
MONTAJE



AJUSTAR POSICIÓN SOPORTES DERECHO  
E IZQUIERDO Y APRETAR TORNILLOS ID5 /  
ADJUST POSITION LEFT AND RIGHT SU-  
PPORTS AND TIGHTEN ID5 SCREWS