

INDIAN SCOUT '17-

M O U N T I N G I N S T R U C T I O N S

REF 21072

SEMIFAIRING BATWING SML TOURING MODEL



En las revisiones del vehículo es conveniente efectuar también el mantenimiento de apriete de toda la tornillería del semicarenado, especialmente los tornillos que fijan éste al vehículo. Gracias por su atención
It would be convenient to retight the semifairing screws, specially the ones that are fixed to motorcycle, whenever you maintain the vehicle. Thanks for your attention.

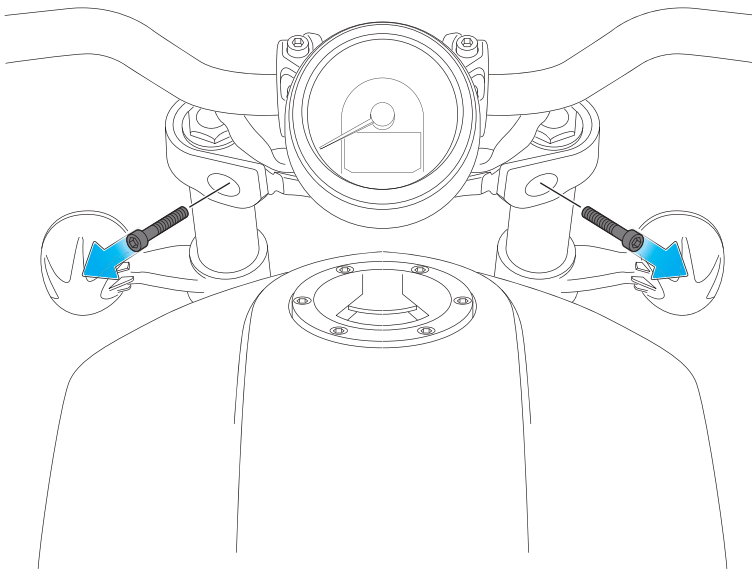
ID	PIEZA/PART	DESCRIPCIÓN	DESCRIPTION	QTY	REF
1		Semicarenado batwing SML	Batwing SML semifairing	1	10897N
2		Cúpula Touring	Touring screen	1	10900
3		Soporte superior izquierdo	Upper Left support	1	SOP4P3SLBTM0019
4		Soporte superior derecho	Upper Right support	1	SOP4P3SRBTM0019
5		Soporte inferior izquierdo	Lower Left support	1	SOP4P3ILBTM0019
6		Soporte inferior derecho	Lower Right support	1	SOP4P3IRBTM0019
7		Tornillo Allen M8x45 DIN912	M8x45 DIN912 Allen screw	2	TORNI-D912--622
8		Casquillo Ø8,5x Ø14 x15mm	Ø8,5x Ø14 x15mm spacer	2	CASQUI81415-101
9		Silentblock M5	M5 silentblock	4	SILENBTM5-046/1
10		Arandela nylon M5x1	M5x1 nylon washer	4	ARNV00000000245
11		Tornillo Allen M5x16 Ø11 ISO 7380	M5x16 Ø11 ISO 7380 Allen screw	4	TORNI-I7380-493
12		Tapón tornillo M5 ISO 7380	M5 ISO 7380 screw cap	4	TAPON-----85
13		Tapón tuerca M4	M4 ISO 7380 cap	3	TAPON-----91
14		Tuerca autoblocante M4	M4 lock nut	3	TUERCAE985-0290
15		Arandela nylon M4	M4 nylon washer	6	ARNV00000000311
16		Tornillo Allen M4x12 ISO 7380	M4x12 ISO 7380 Allen screw	3	TORNI-I7380-800

INDIAN SCOUT '17-

INSTRUCCIONES DE MONTAJE - MOUNTING INSTRUCTIONS - MONTAGEANLEITUNG

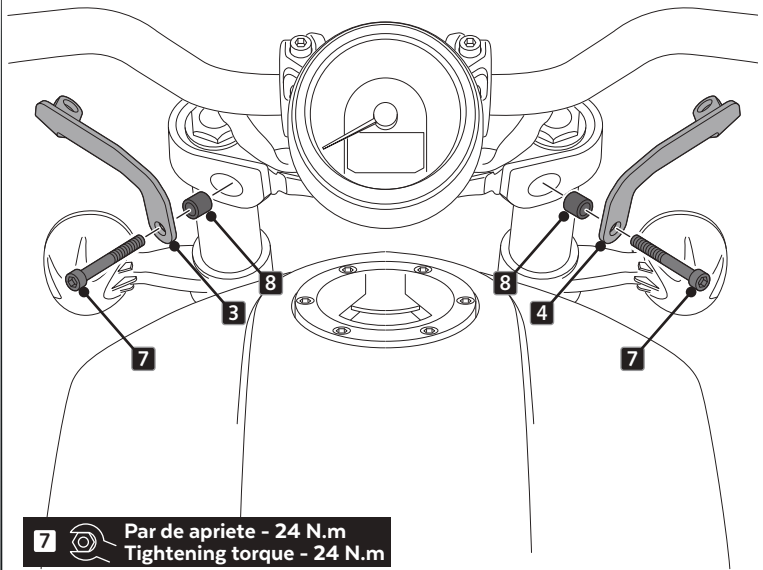
1

DISASSEMBLY
DESMONTAJE



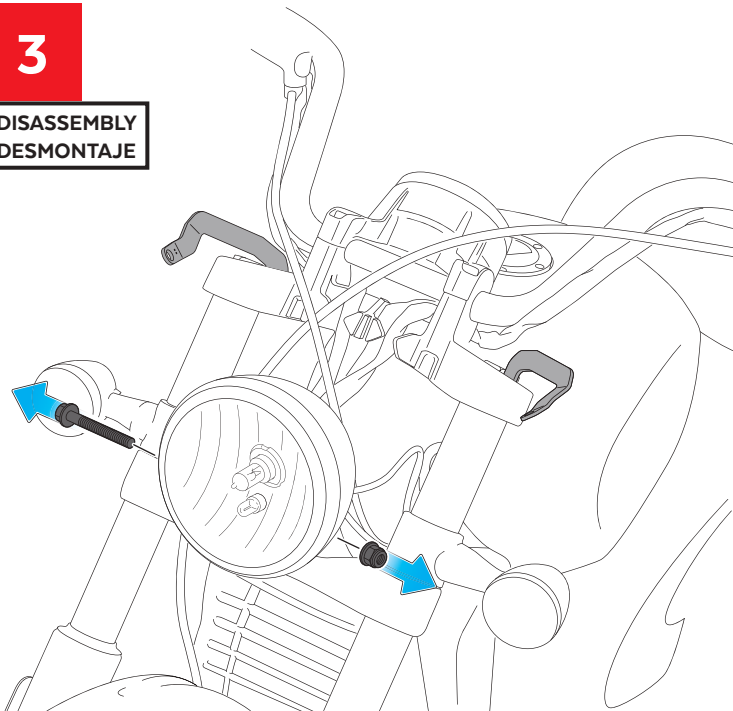
2

ASSEMBLY
MONTAJE



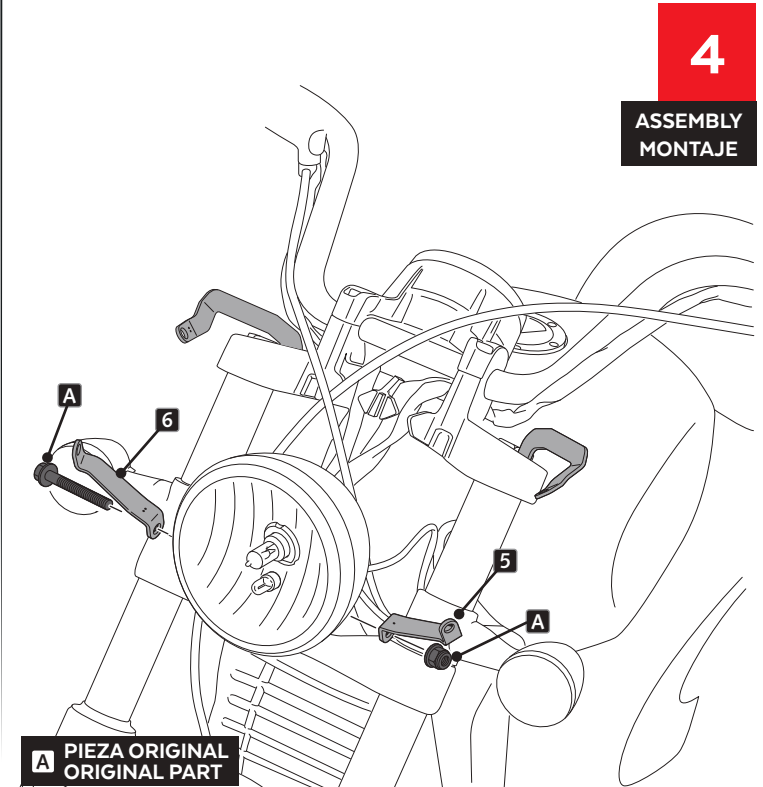
3

DISASSEMBLY
DESMONTAJE



4

ASSEMBLY
MONTAJE



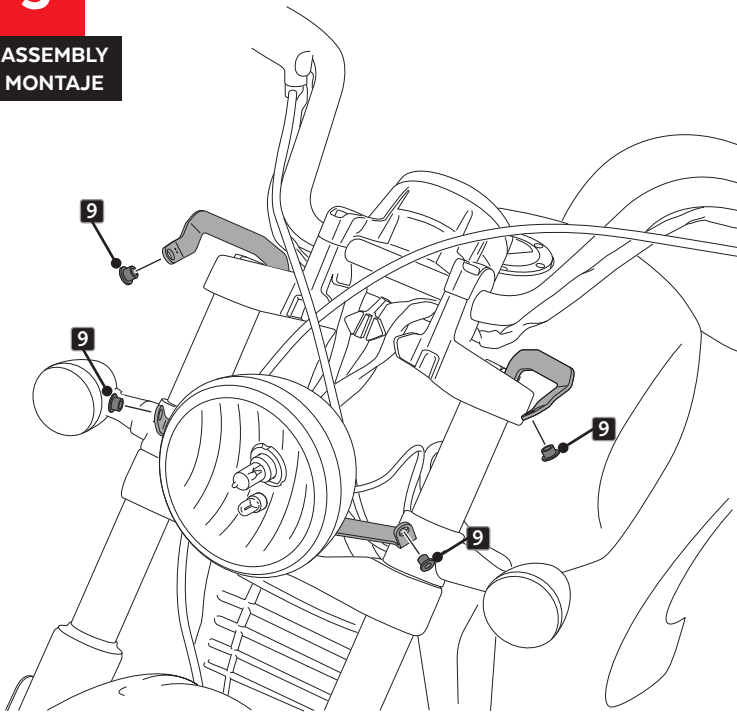
⚠ CAUTION WITH THE HEADLIGHT

INDIAN SCOUT '17-

INSTRUCCIONES DE MONTAJE - MOUNTING INSTRUCTIONS - MONTAGEANLEITUNG

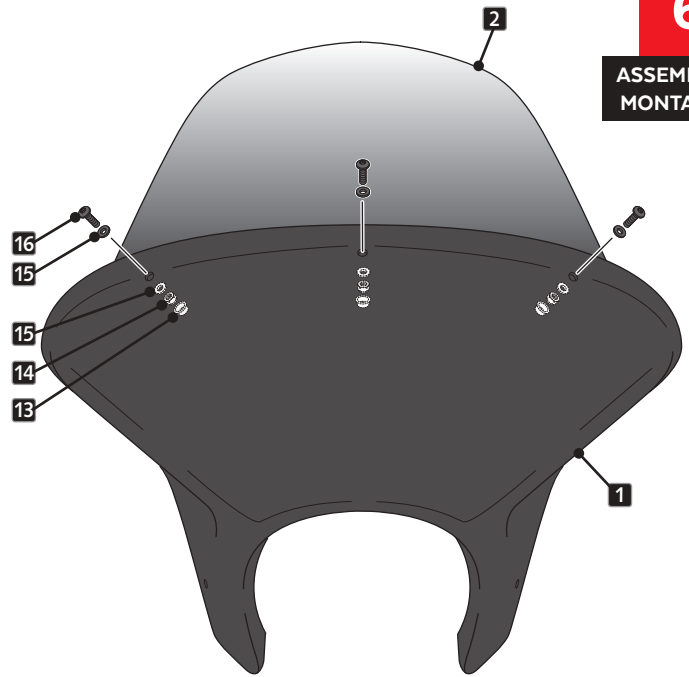
5

ASSEMBLY
MONTAJE



6

ASSEMBLY
MONTAJE



7

ASSEMBLY
MONTAJE



DO NOT USE THREADLOCKER OR GLUE AS IT MAY PRODUCE CRACKING ON THE SEMIFAIRING.