

KAWASAKI VULCAN S '15-

M O U N T I N G I N S T R U C T I O N S

REF 21076

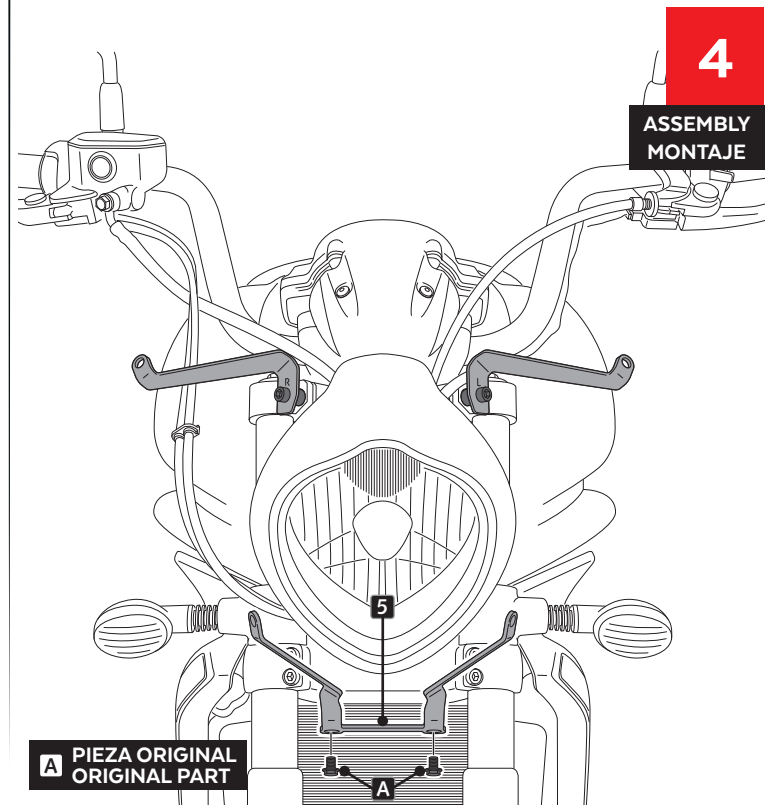
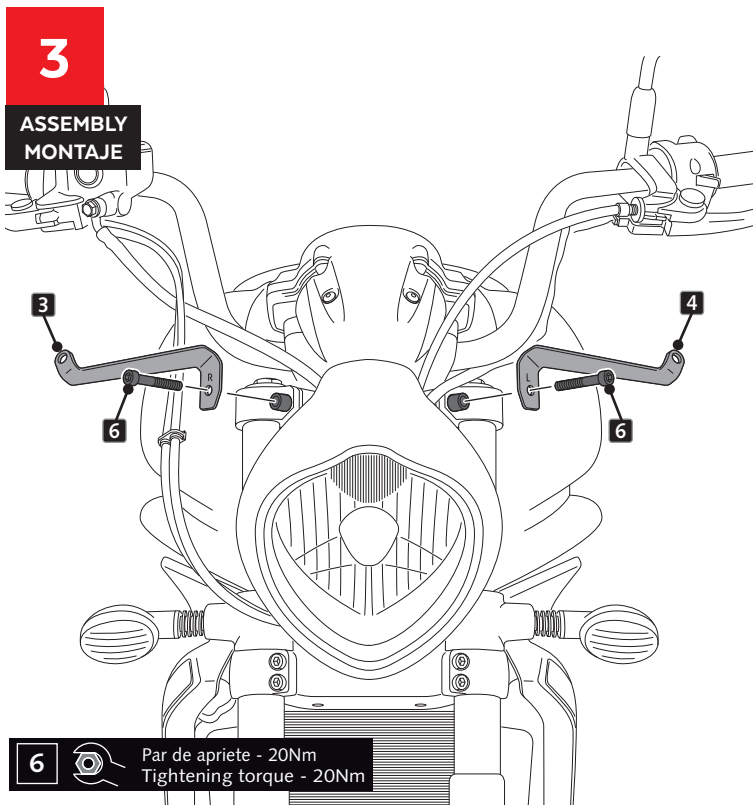
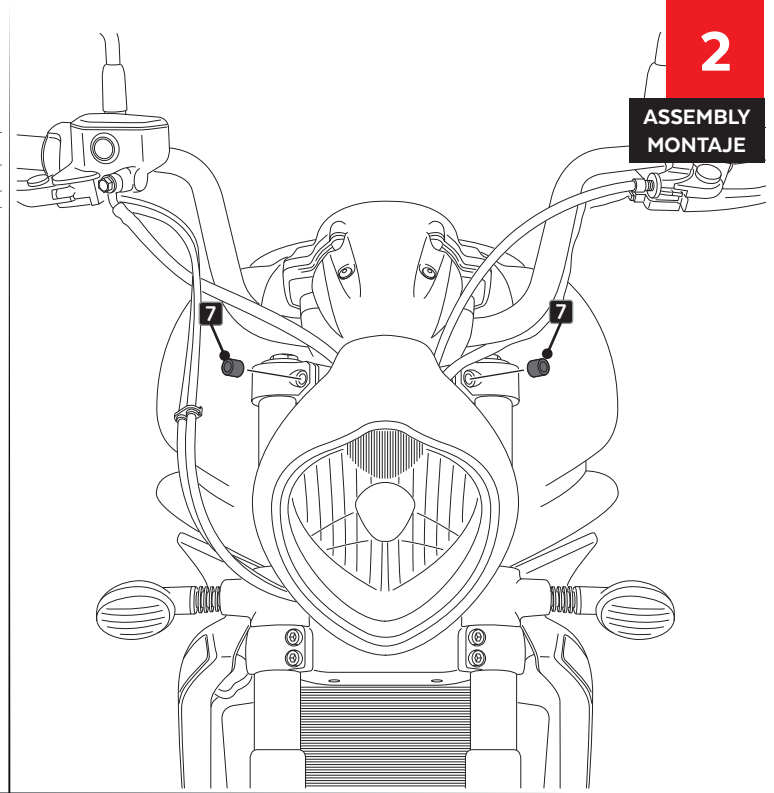
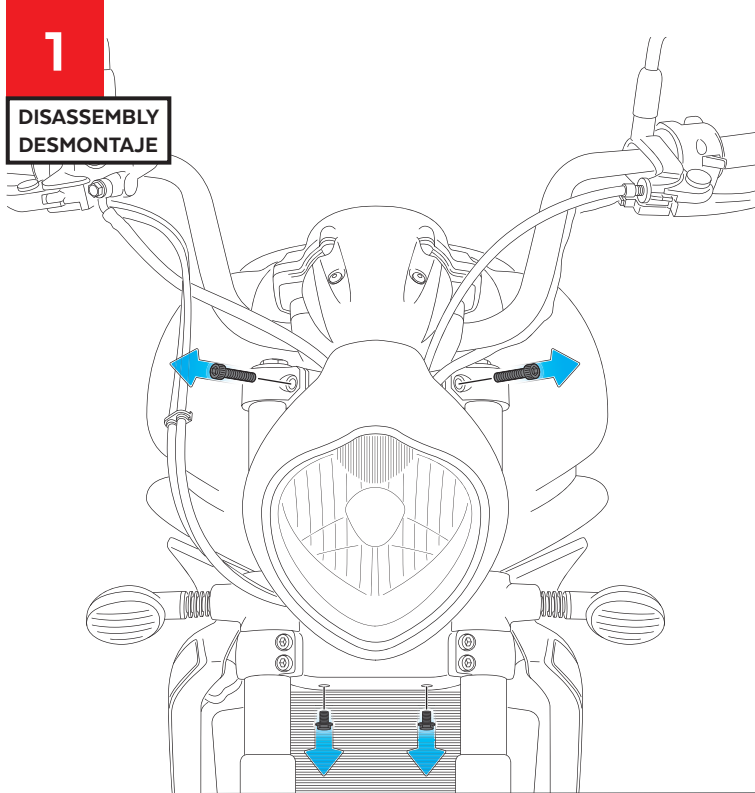
SEMIFAIRING BATWING SML TOURING MODEL



ID	PIEZA/PART	DESCRIPCIÓN	DESCRIPTION	QTY	REF
1		Semicarenado	Semifairing	1	10898J
2		Cúpula Touring	Touring screen	1	10900
3		Soporte superior derecho (R)	Upper Left support	1	SOP3P3R-BTM0007
4		Soporte superior izquierdo (L)	Upper Left support	1	SOP3P3L-BTM0007
5		Soporte inferior (I)	Lower support	1	SOP3P3I-BTM0007
6		Tornillo Allen M8x50 DIN912	M8x50 DIN912 screw	2	TORNI-D912--532
7		Casquillo Ø8x Ø14x 18	Ø8x Ø14x 18 spacer	2	CASQUI-----0139
8		Silentblock M5	M5 silentblock	4	SILENBTM5-046/1
9		Arandela nylon M5x1	M5x1 nylon washer	4	ARNV00000000245
10		Tornillo Allen M5x16 Ø11 ISO 7380	M5x16 Ø11 ISO 7380 Allen screw	4	TORNI-I7380-493
11		Tapón tornillo M5 ISO 7380	M5 ISO 7380 screw cap	4	TAPON-----85
12		Tornillo Allen M4x12 ISO7380	M4x12 ISO 7380 Allen screw	3	TORNI-I7380-800
13		Arandela nylon M4	M4 nylon washer	6	ARNV00000000311
14		Tuerca autoblocante M4	M4 lock nut	3	TUERCAE985-0290
15		Tapón tuerca M4	M4 cap nut	3	TAPON-----91

KAWASAKI VULCAN S '15-

INSTRUCCIONES DE MONTAJE - MOUNTING INSTRUCTIONS - MONTAGEANLEITUNG

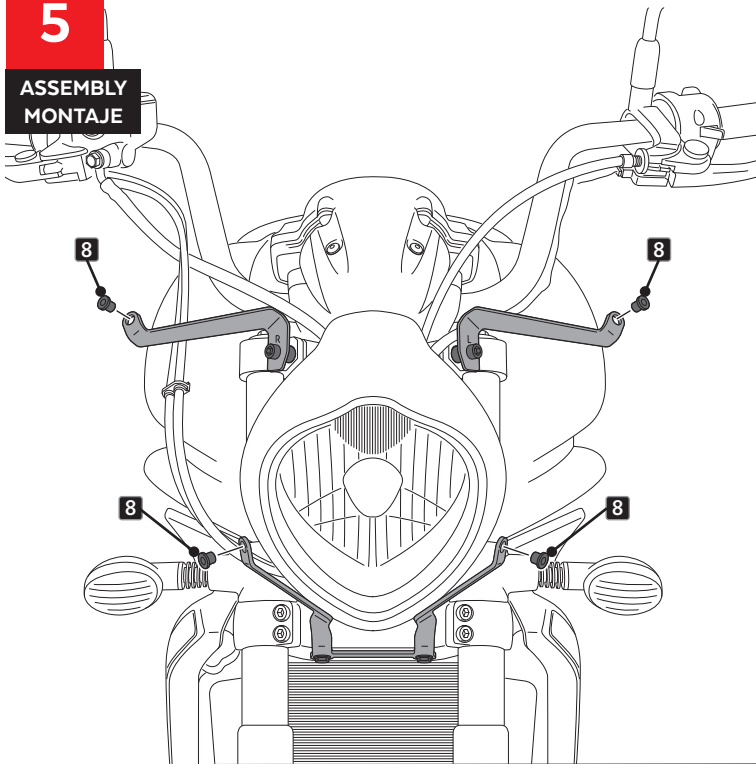


KAWASAKI VULCAN S '15-

INSTRUCCIONES DE MONTAJE - MOUNTING INSTRUCTIONS - MONTAGEANLEITUNG

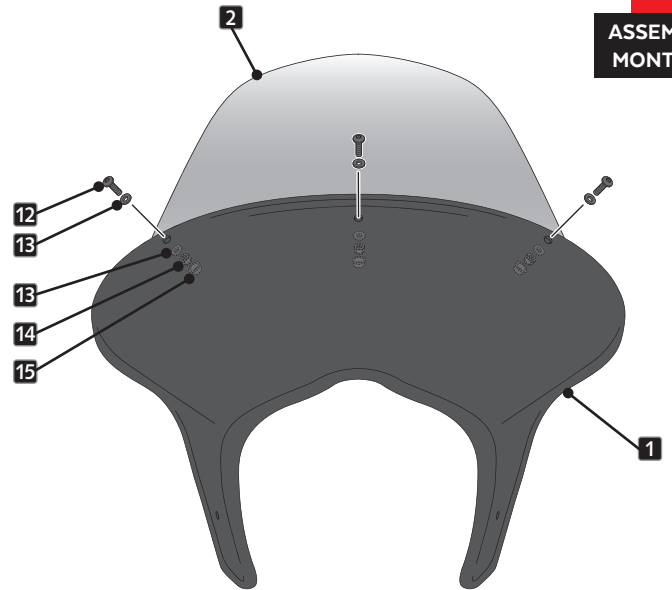
5

ASSEMBLY
MONTAJE



6

ASSEMBLY
MONTAJE



7

ASSEMBLY
MONTAJE

