


# HONDA REBEL CMX 500 / 300 '17-

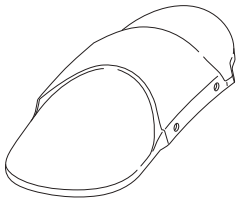






M O U N T I N G I N S T R U C T I O N S

VIDEO

REF 3525

FRONT FENDER



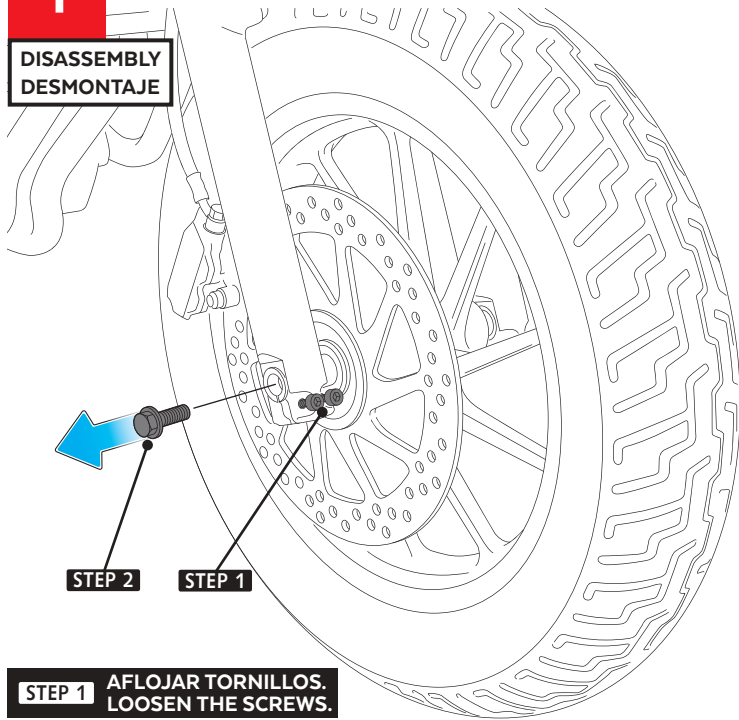
ID	PIEZA/PART	DESCRIPCIÓN	DESCRIPTION	QTY	REF
1		Guardabarros delantero	Front Fender	1	SOPOREMBIP13735
2		Soporte metálico derecho	Right metal suport	1	SOPOR2P3-R-3525
3		Soporte metálico izquierdo	Left metal suport	1	SOPOR2P3-L-3525
4		Tornillo Allen M6x12 DIN912	M6x12 DIN912 Allen screw	4	TORNIAD912--146
5		Tuerca autoblocante M5	M5 Lock nut	4	TUERCA-D985-535
6		Tornillo Allen M5x11 Ø11 ISO 7380	M5x11 Ø11 ISO 7380 Allen screw	4	TORNI-AI----520
7		Tapón tornillo Allen M5 ISO 7380	M5 ISO 7380 Allen screw cap	4	TAPON-----85

# HONDA REBEL CMX 500 / 300 '17-

INSTRUCCIONES DE MONTAJE - MOUNTING INSTRUCTIONS - MONTAGEANLEITUNG

**1**

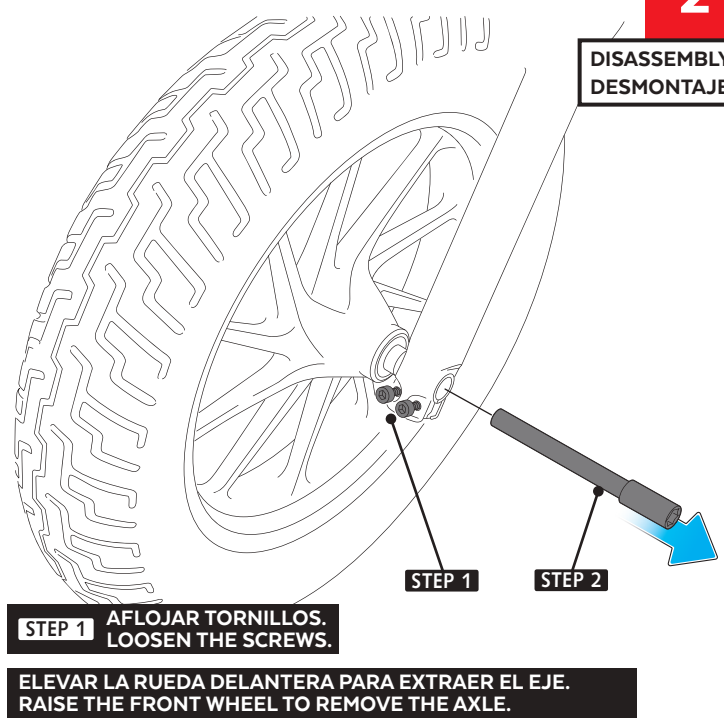
DISASSEMBLY  
DESMONTAJE



**STEP 1** AFLOJAR TORNILLOS.  
LOOSEN THE SCREWS.

**2**

DISASSEMBLY  
DESMONTAJE

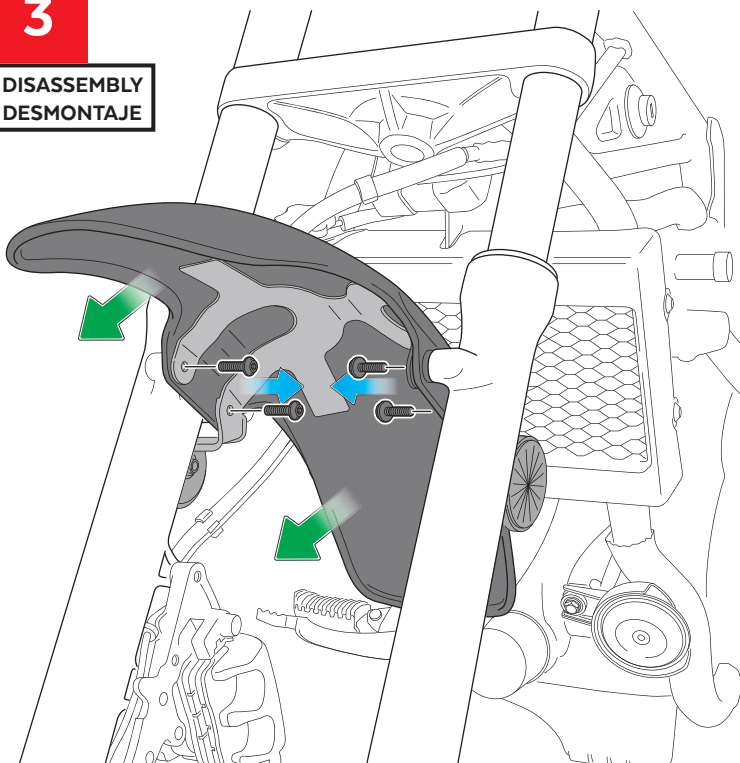


**STEP 1** AFLOJAR TORNILLOS.  
LOOSEN THE SCREWS.

**STEP 2** ELEVAR LA RUEDA DELANTERA PARA EXTRAER EL EJE.  
RAISE THE FRONT WHEEL TO REMOVE THE AXLE.

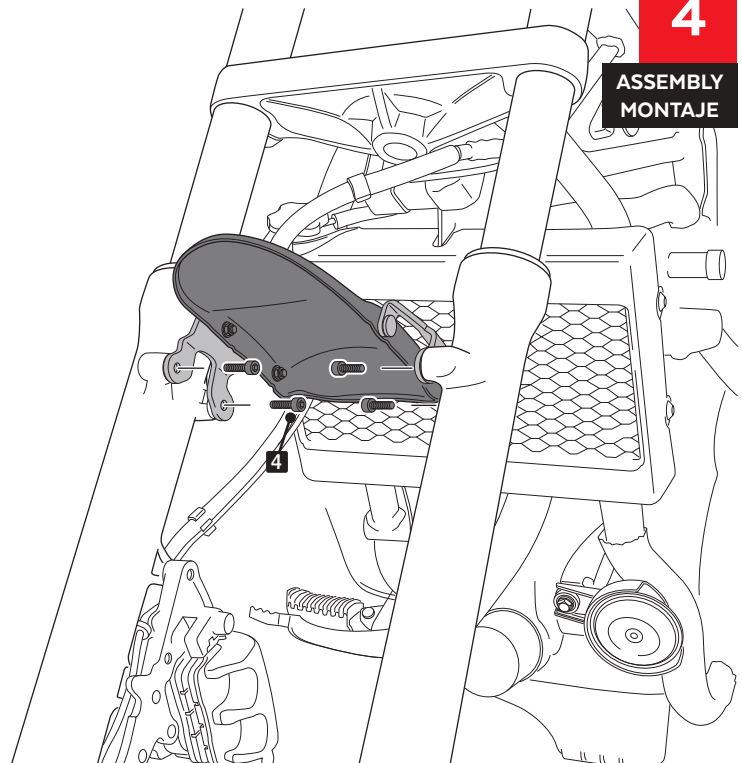
**3**

DISASSEMBLY  
DESMONTAJE



**4**

ASSEMBLY  
MONTAJE



# HONDA REBEL CMX 500 / 300 '17-

## EXPLOTING

