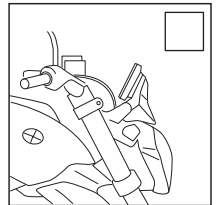
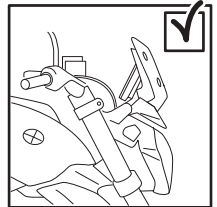


# BMW R1250R '19-

## M O U N T I N G I N S T R U C T I O N S

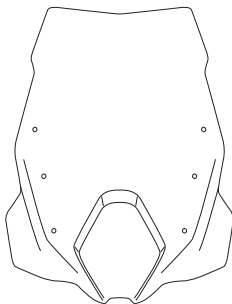


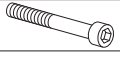





REF 3626

WINDSHIELD NEW GENERATION TOURING



TORX  
T25  
T40

ALLEN  
Nº 3  
Nº 6

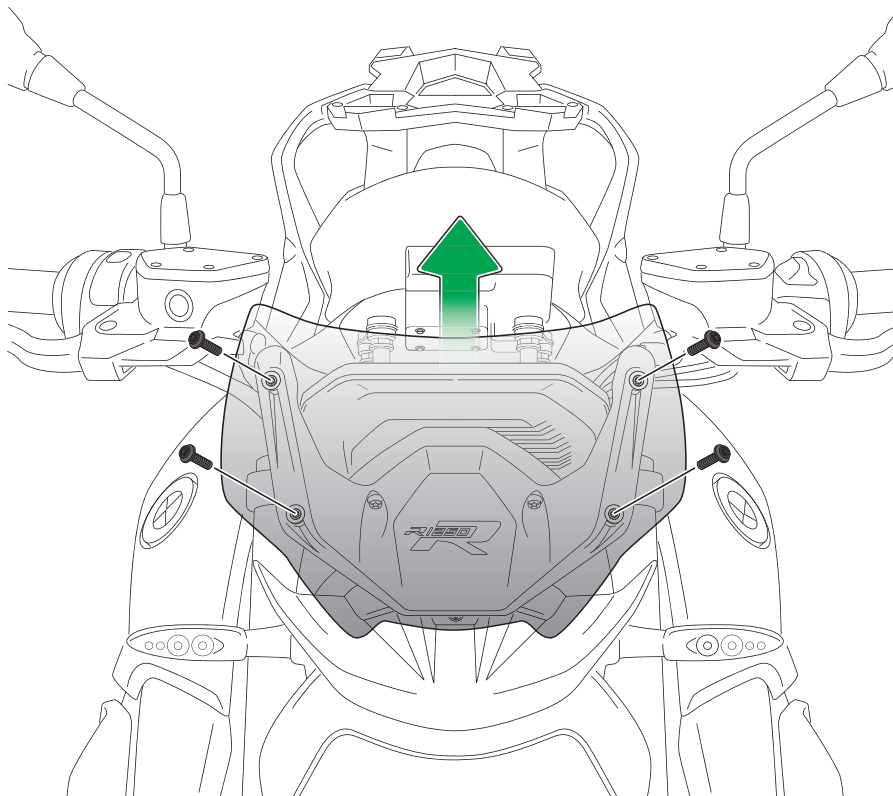
ID	PIEZA/PART	DESCRIPCIÓN	DESCRIPTION	QTY	REF
1		Cúpula TOURING	TOURING Screen	1	3626F/H/N/WM3
2		Soporte metálico superior derecho (R)	Right metal upper support (R)	1	SOPOR2P3-R-3626
3		Soporte metálico superior izquierdo (L)	Left metal upper support (L)	1	SOPOR2P3-L-3626
4		Tornillo M8x50 DIN912	M8x50 DIN912 Allen screw	2	TORNI-D912--532
5		Casquillo Ø8,5x Ø14x 12	Ø8,5x Ø14x 12 arrowhead	2	CASQUI-----0083
6		Silentblock Ø9 x Ø6 x8mm	Ø9 x Ø6 x8mm silentblock	6	AROPASACABLES-3
7		Casquillo con valona Ø12xØ6,8x7,3	Ø12xØ6,8x7,3 bush with flange	6	CASQUI-1A---750
8		Tornillo M5x16 Ø11 ISO 7380	M5x16 Ø11 ISO 7380 Allen screw	6	TORNI-I7380-493
9		Tapón tornillo M5 ISO 7380	M5 ISO 7380 Allen cap screw	6	TAPON-----85

# BMW R1250R '19-

INSTRUCCIONES DE MONTAJE - MOUNTING INSTRUCTIONS - MONTAGEANLEITUNG

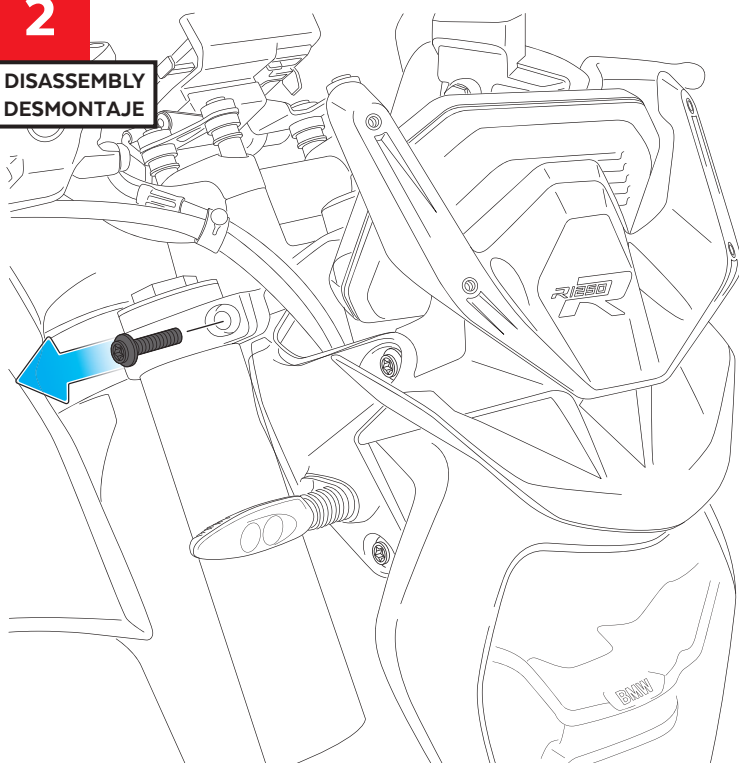
**1**

DISASSEMBLY  
DESMONTAJE



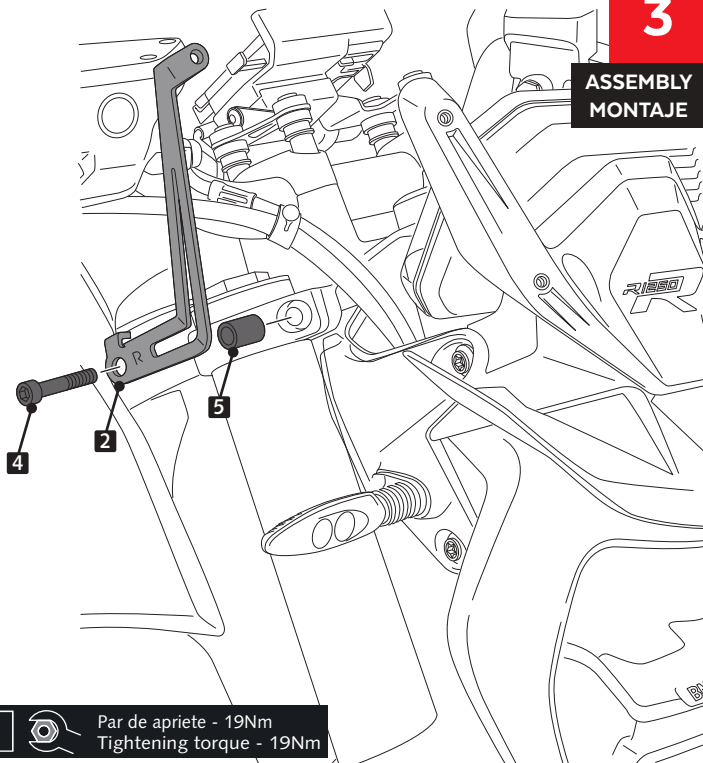
**2**

DISASSEMBLY  
DESMONTAJE



**3**

ASSEMBLY  
MONTAJE



**4**



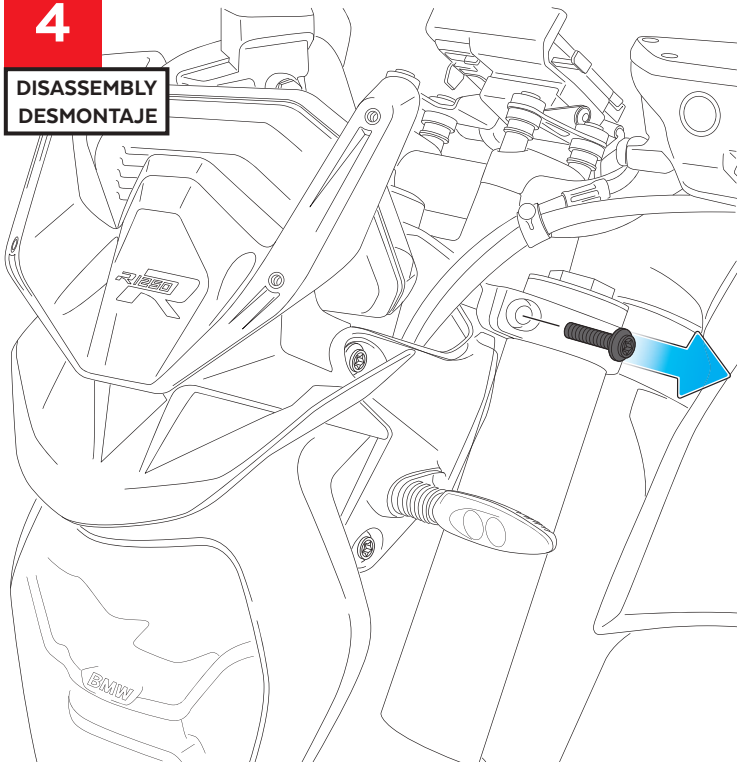
Par de apriete - 19Nm  
Tightening torque - 19Nm

# BMW R1250R '19-

INSTRUCCIONES DE MONTAJE - MOUNTING INSTRUCTIONS - MONTAGEANLEITUNG

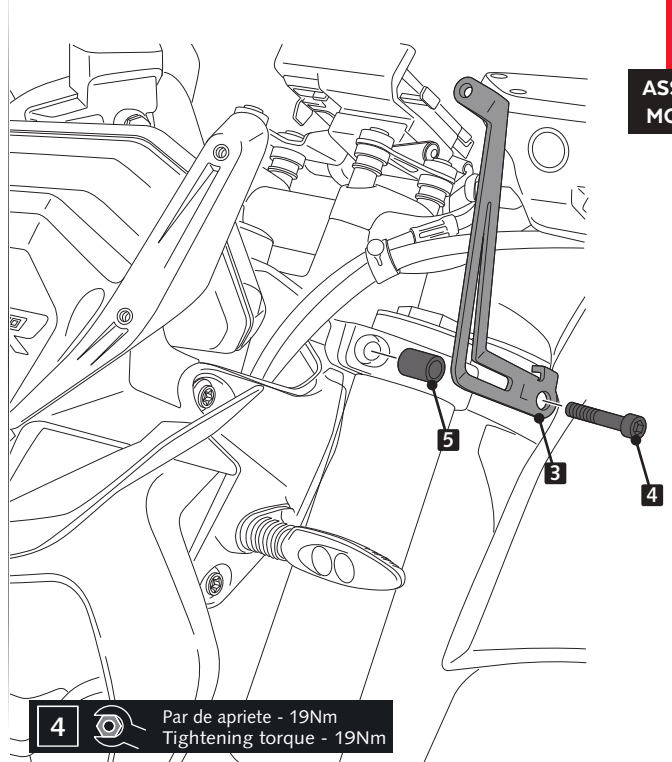
**4**

DISASSEMBLY  
DESMONTAJE



**5**

ASSEMBLY  
MONTAJE



**6**

ASSEMBLY  
MONTAJE

