

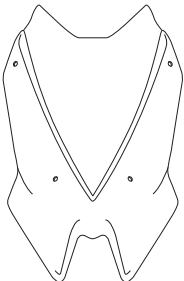
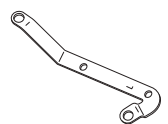
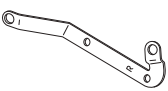







KAWASAKI Z650 '20-

M O U N T I N G I N S T R U C T I O N S

REF 3864

WINDSHIELD NAKED NEW GENERATION SPORT



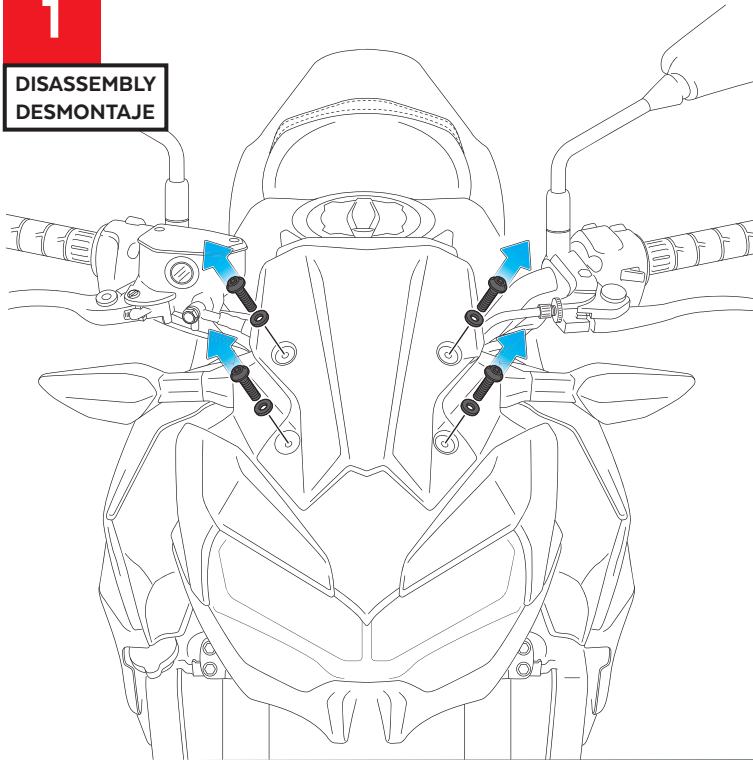
ID	PIEZA/PART	DESCRIPCIÓN	DESCRIPTION	QTY	REF
1		Cúpula SPORT	SPORT screen	1	10760W/H/F/N/V /CM3
2		Soporte izquierdo (L)	Left support (L)	1	SOPOR2P2-L-3864
3		Soporte derecho (R)	Right support (R)	1	SOPOR2P2-R-3864
4		Tornillo especial M5x15 Long Hexagonal 14	M5x15 special screw Hexagonal lenght 14	4	TORNI-EM5---513
5		Arandela de goma Ø4,5 x Ø11 x 2mm	Ø4,5 x Ø11 x 2mm Rubber washer	4	ARAND-EPDM--722
6		Tornillo Allen M5x11 Ø11 ISO 7380	M5x11 Ø11 ISO 7380 Allen screw	4	TORNI-AI---520
7		Silentblock M5	M5 silentblock	4	SILENBTM5-046/1
8		Arandela nylon M5x1	M5x1 nylon washer	4	ARNV0000000245
9		Tornillo Allen M5x16 Ø11 ISO 7380 (INOX)	M5x16 Ø11 ISO 7380 Allen screw	4	TORNI-I7380-493
10		Tapón tornillo M5 ISO 7380	M5 ISO 7380 screw cap	4	TAPON-----85

KAWASAKI Z650 '20-

INSTRUCCIONES DE MONTAJE - MOUNTING INSTRUCTIONS - MONTAGEANLEITUNG

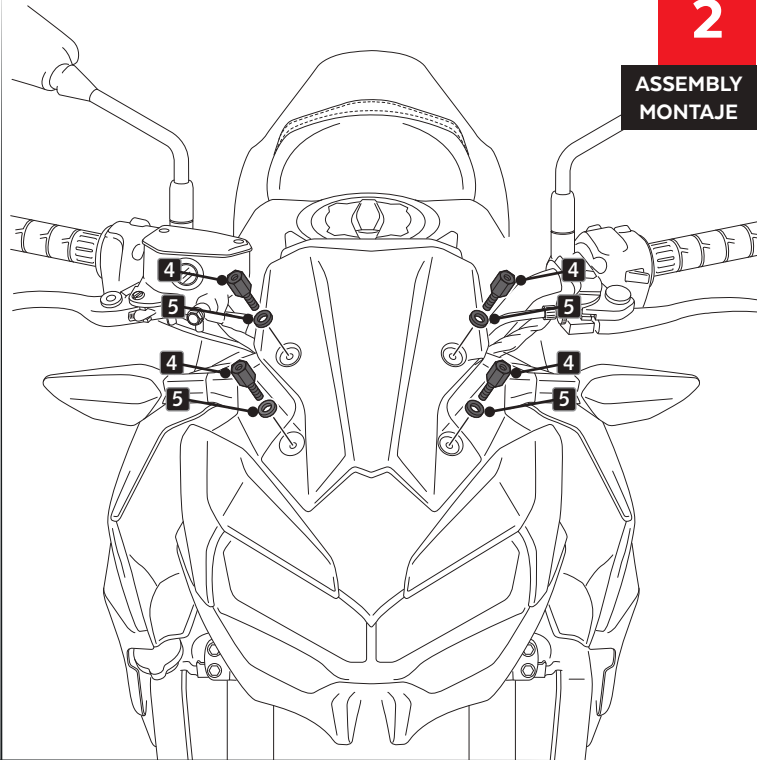
1

DISASSEMBLY
DESMONTAJE



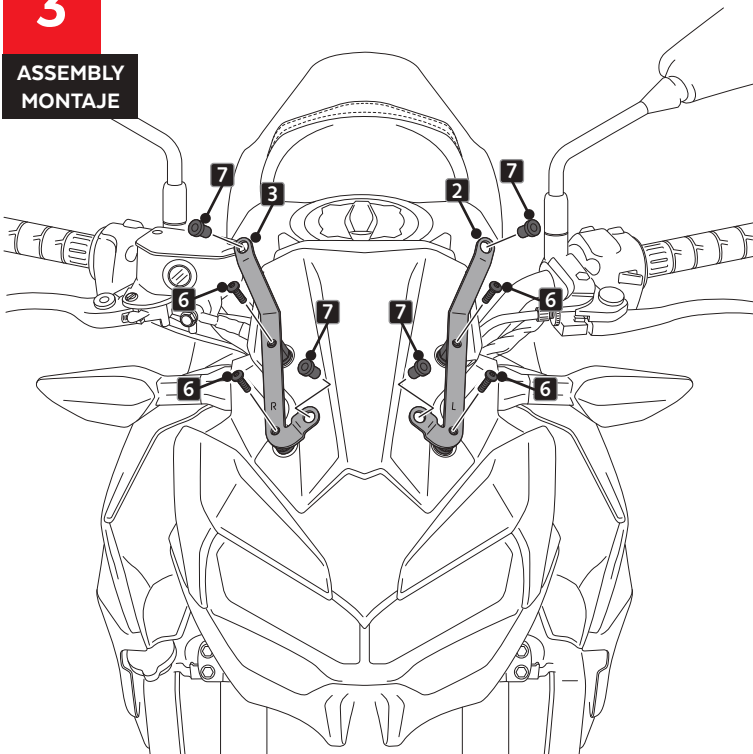
2

ASSEMBLY
MONTAJE



3

ASSEMBLY
MONTAJE



4

ASSEMBLY
MONTAJE

