

MOTOPLASTIC, S.A.

Molí de la sal, 1 - 08403 Granollers (Barcelona) SPAIN

Tel. 34 93 849 06 33 - Fax 34 93 849 09 88

info@puig.tv

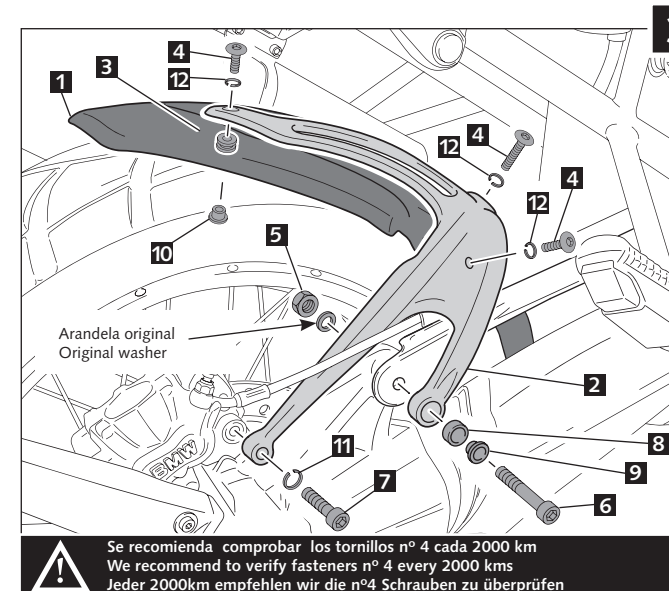
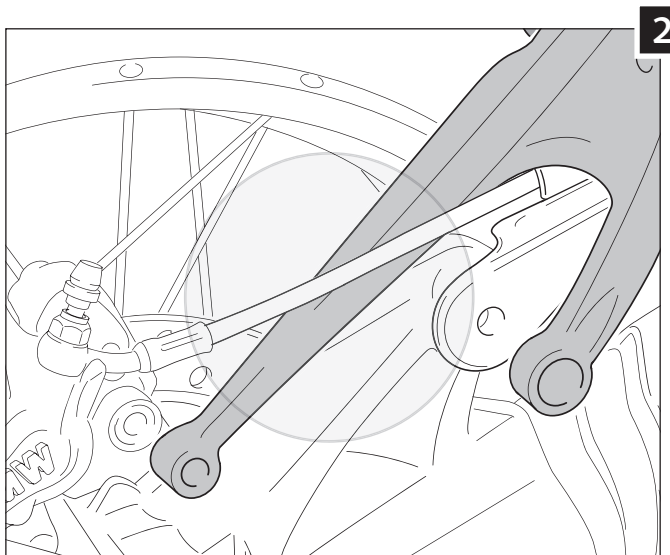
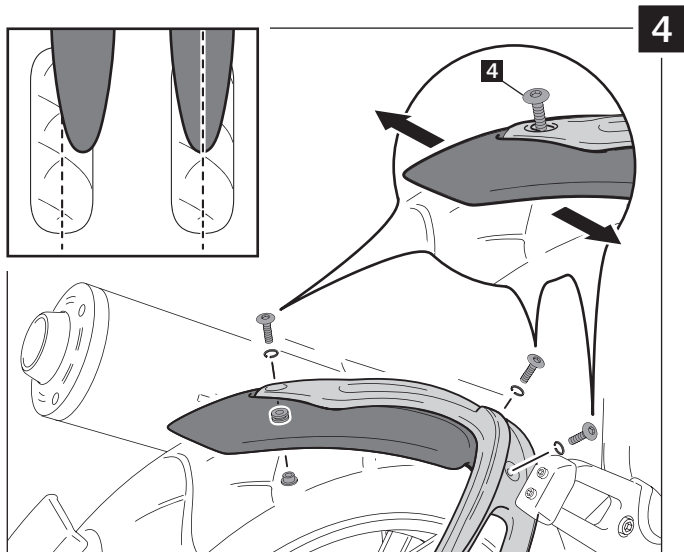
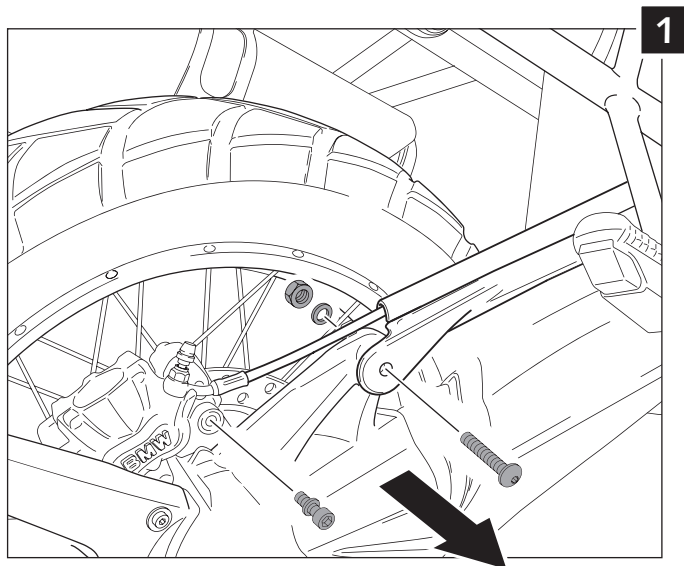
www.puig.tv

INSTRUCCIONES DE MONTAJE - MOUNTING INSTRUCTIONS

GUARDABARROS TRASERO ADAPTABLE A - REAR MUDGUARD ADAPTABLE TO
BMW R1200 GS '04-'12 R1200 GS ADVENTURE '06-'13

Ref.: 5055 N
(color negro/black colour)

Ref.: 5055 C
(color carbono/carbon look)



ID.	DESCRIPCIÓN	DESCRIPTION	QTY.
1	Guardabarros	Mudguard	1
2	Soporte	Support	1
3	Silemblock	Well nut	3
4	Tornillo Allen M5x11 ISO 7380	M5x11 ISO 7380 Allen screw	3
5	Tuerca M10 autoblocante	M10 locknut	1
6	Tornillo Allen M10x75 DIN 912 12.9	M10x75 DIN 912 12.9 Allen screw	1
7	Tornillo Allen M8x40 DIN 912 12.9	M8x40 DIN 912 12.9 Allen screw	1
8	Casquillo de fricción IGUS Ø int. 15 x Ø ext. 17x15	Arrowhead friction IGUS Ø inner 15 x Ø outer 17x15	1
9	Casquillo Ø int. 10,5 Ø ext.-1 15 x Ø ext.-2 21x18	Arrowhead Øinner 10,5 Øouter-1 15 x Øouter-2 21x18	1
10	Casquillo con valona M5	M5 bush with flange	3
11	Arandela glower M8	M8 glower washer	1
12	Arandela glower DIN 127 M5	DIN 127 M5 glower washer	3



Se recomienda el empleo de un fijador medio (ej. Loctite) para asegurar los tornillos 4, 6, y 7. Revisar el apriete de toda la tornillería después de los primeros 50 km.
Medium strength liquid thread-locker (i.e., "Loctite") should be used to secure screws nº 4, 6 and 7. All screws, bolts and nuts should be checked after driving the first 50 km to ensure that all are tightened to the proper torque.
Wir empfehlen die Verwendung von Schraubensicherung (zB. Loctite) um die 4,6 und 7 Schrauben zu sichern. Überprüfen Sie die Schraubenverbindung nach den ersten 50km.