

YAMAHA YZF-R1 '15-

REF 9766

ALERONES LATERALES "DOWNFORCE" / SIDE SPOILER DOWNFORCE / SEITENFLÜGEL DOWNFORCE



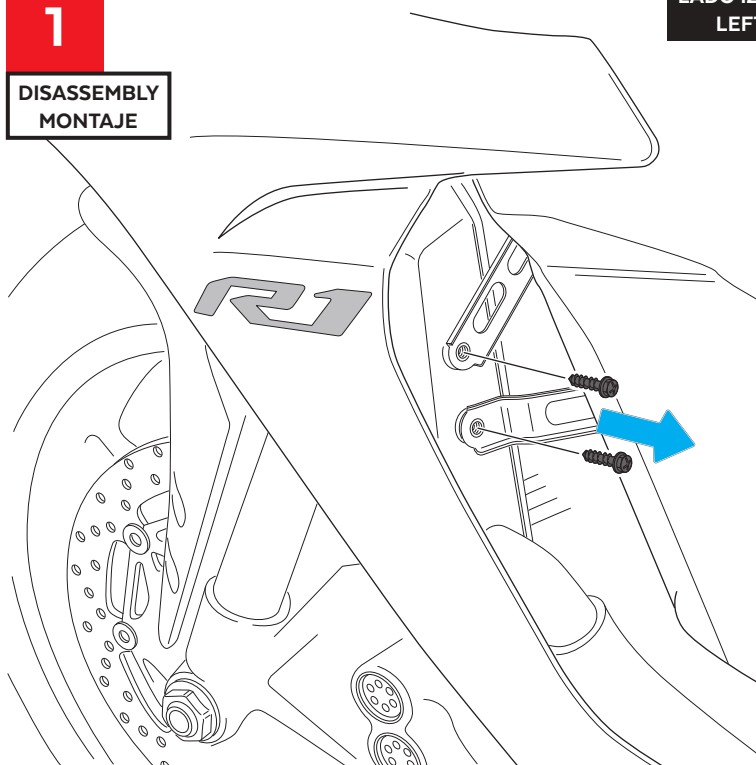
ID	PIEZA/PART	DESCRIPCIÓN	DESCRIPTION	QTY	REF
1		Base alerón derecha	Right main plain spoiler	1	10622
2		Winglet azul derecho Winglet negro derecho	Right blue winglet Right black winglet	1 1	10629
3		Base alerón izquierda	Left main plain spoiler	1	10622
4		Winglet azul izquierdo Winglet negro izquierdo	Left blue winglet Left black winglet	1 1	10629
5		Soporte metálico derecho R●	Right R● metal suport	1	SOPOR-4P-5-9766
6		Soporte metálico derecho R●●	Right R●● metal suport	1	SOPOR-4P-5-9766
7		Soporte metálico izquierdo L●	Left L● metal suport	1	SOPOR-4P-5-9766
8		Soporte metálico izquierdo L●●	Left L●● metal suport	1	SOPOR-4P-5-9766
9		Tuerca autoblocante M4	M4 Locking nut	4	TUERCAE985-0290
10		Arandela de goma Ø4,5 x Ø11 x 2mm	Ø4,5 x Ø11 x 2mm Rubber washer	4	ARAND-EPDM--722
11		Arandela de nylon M4x0,5	M4x0,5 Nylon washer	8	ARNV00000000311
12		Tuerca de clip M5	M5 clip nut	2	TUERCA-TRT-M5--
13		Tornillo Allen M5x16 Ø11 ISO 7380	M5x16 Ø11 ISO 7380 Allen screw	2	TORNI-I7380-493
14		Casquillo Ø14 x Ø8,5 x 3,5	Ø14 x Ø8,5 x 3,5 Arrowhead	2	CASQUI-----182
15		Separador de silicona Ø12,5 x 4 (se suministra montado con la pieza 5/7)	Ø12,5 x 4 silicon spacer (supplied already mounted on item 5/7)	2	TOPE-PA12,7X3,5
16		Arandela de nylon M5x1	M5x1 Nylon washer	4	ARNV00000000245
17		Tornillo Allen M5x11 Ø11 ISO 7380	M5x11 Ø11 ISO 7380 Allen screw	4	TORNI-AI----520
18		Tornillo Allen M4x12 Ø9 ISO 7380	M4x12 Ø9 ISO 7380 Allen screw	4	TORNI-I7380-800
19		Tapón tornillo Allen M5 ISO 7380	M5 ISO 7380 Allen screw cap	4	TAPON-----85

YAMAHA YZF-R1 '15-

INSTRUCCIONES DE MONTAJE - MOUNTING INSTRUCTIONS - MONTAGEANLEITUNG

1

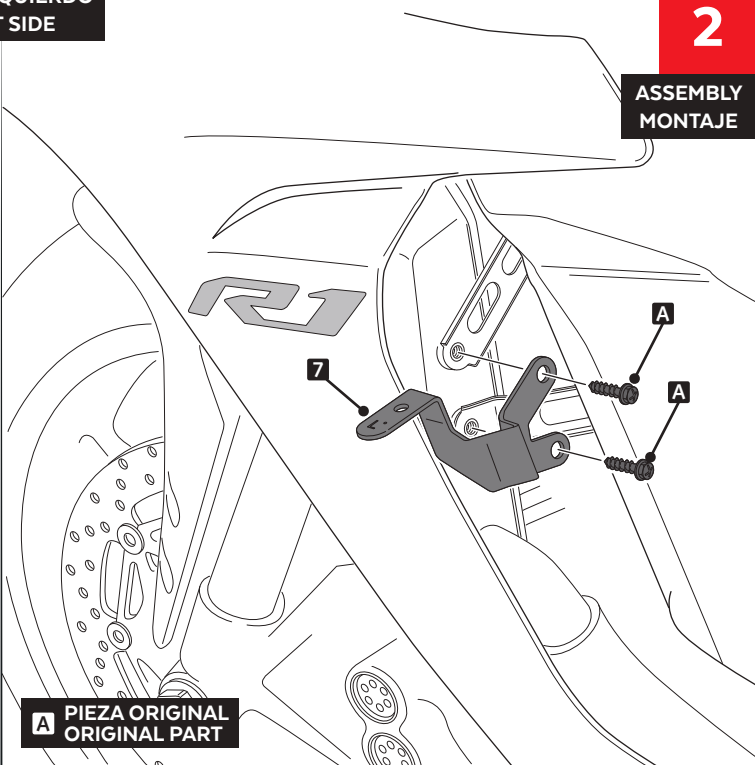
DISASSEMBLY
MONTAJE



LADO IZQUIERDO
LEFT SIDE

2

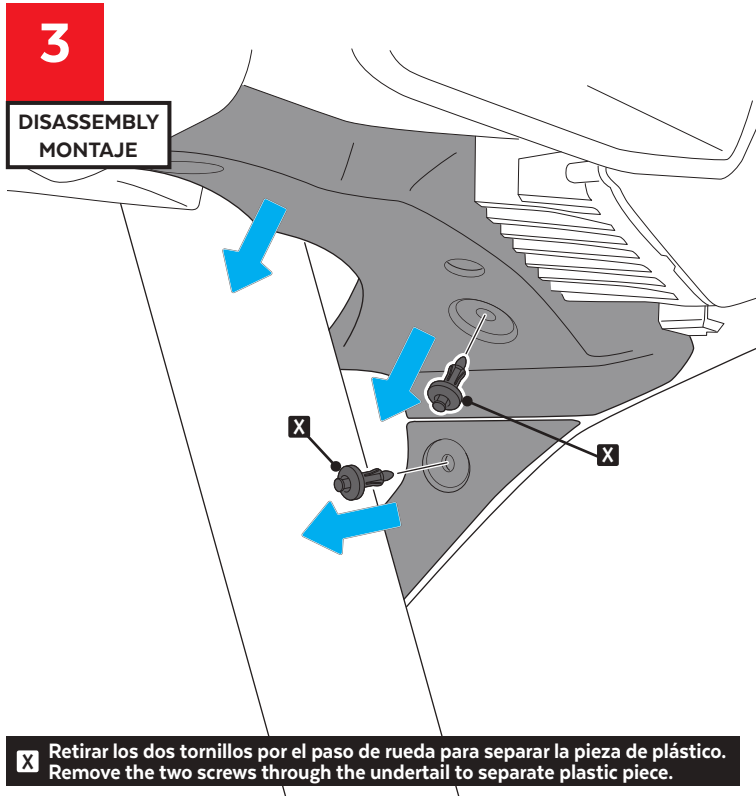
ASSEMBLY
MONTAJE



A PIEZA ORIGINAL
ORIGINAL PART

3

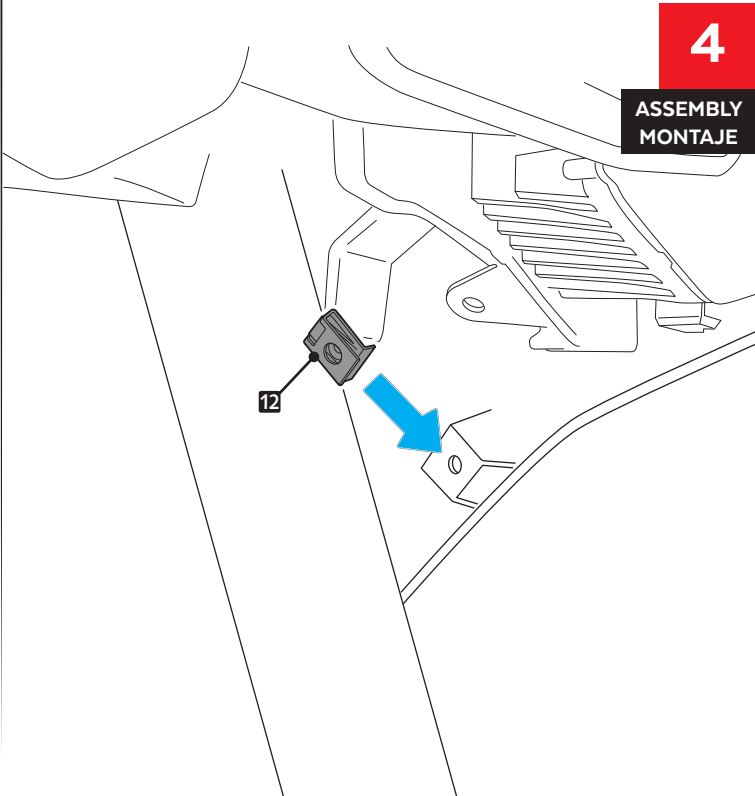
DISASSEMBLY
MONTAJE



X Retirar los dos tornillos por el paso de rueda para separar la pieza de plástico.
Remove the two screws through the undertail to separate plastic piece.

4

ASSEMBLY
MONTAJE

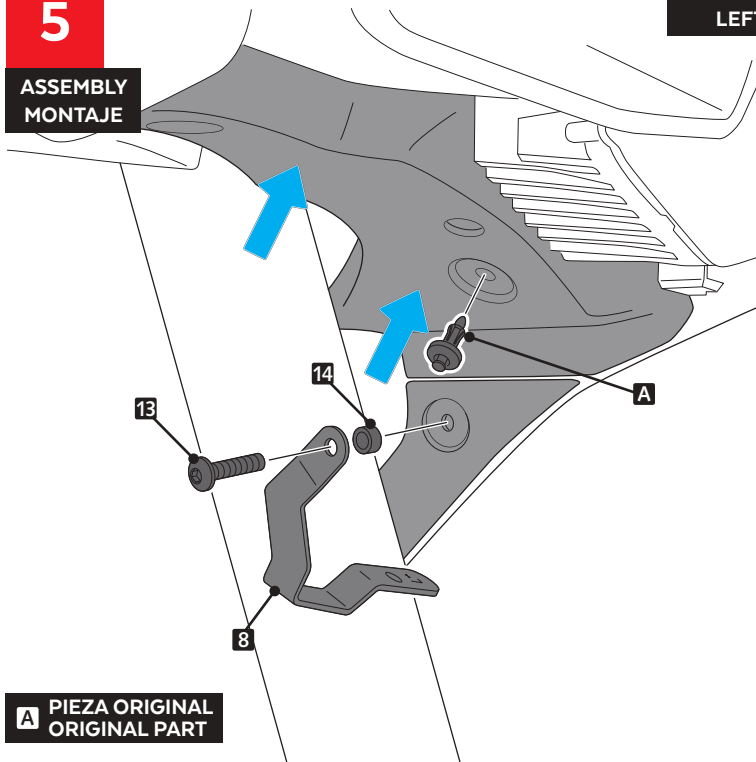


YAMAHA YZF-R1 '15-

INSTRUCCIONES DE MONTAJE - MOUNTING INSTRUCTIONS - MONTAGEANLEITUNG

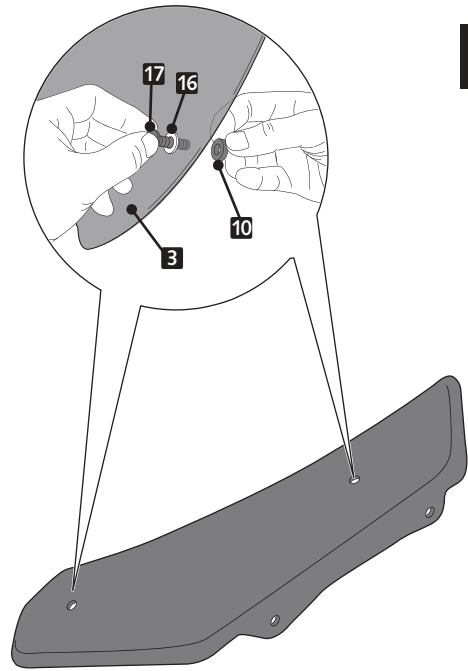
5

ASSEMBLY
MONTAJE



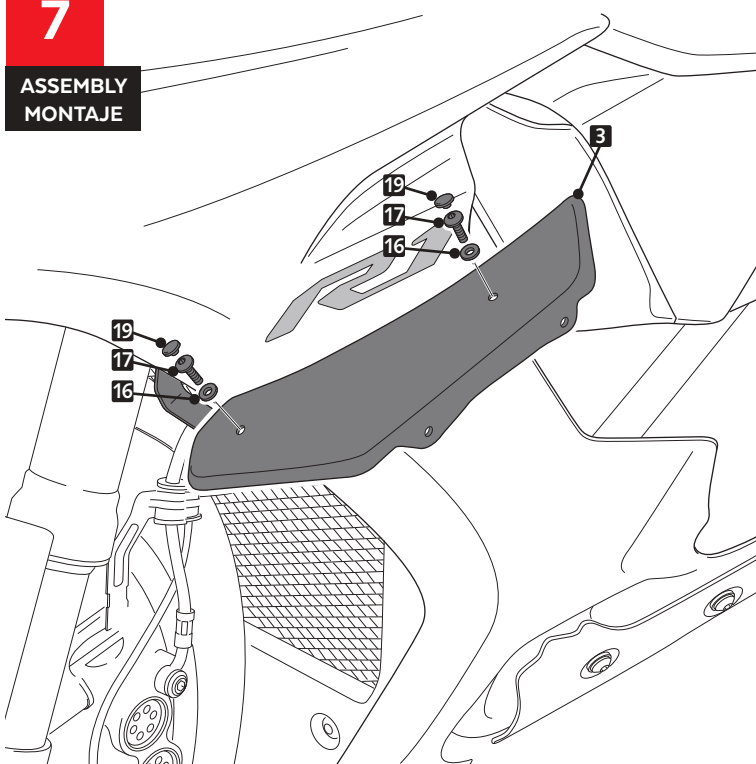
6

ASSEMBLY
MONTAJE



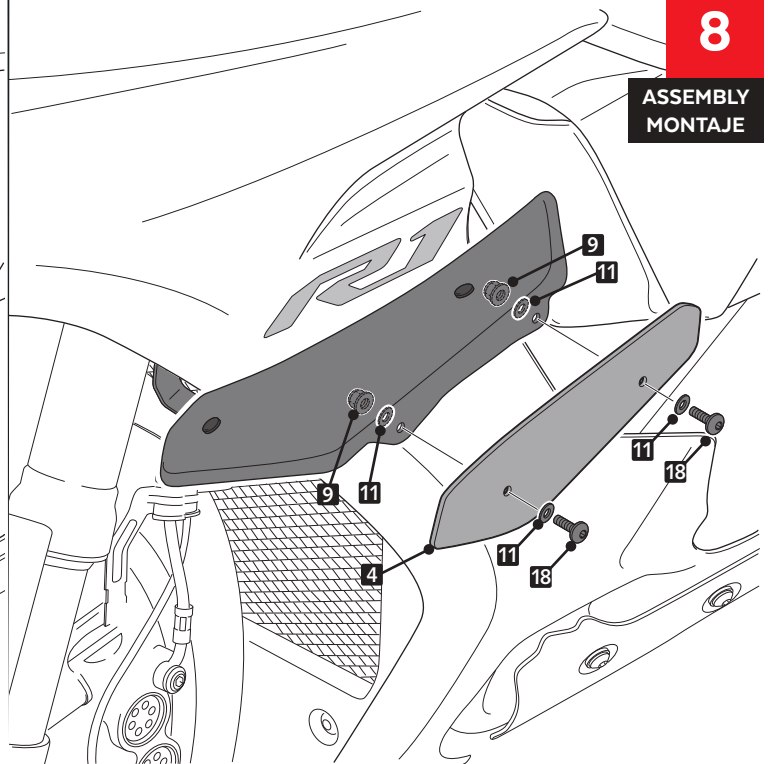
7

ASSEMBLY
MONTAJE



8

ASSEMBLY
MONTAJE

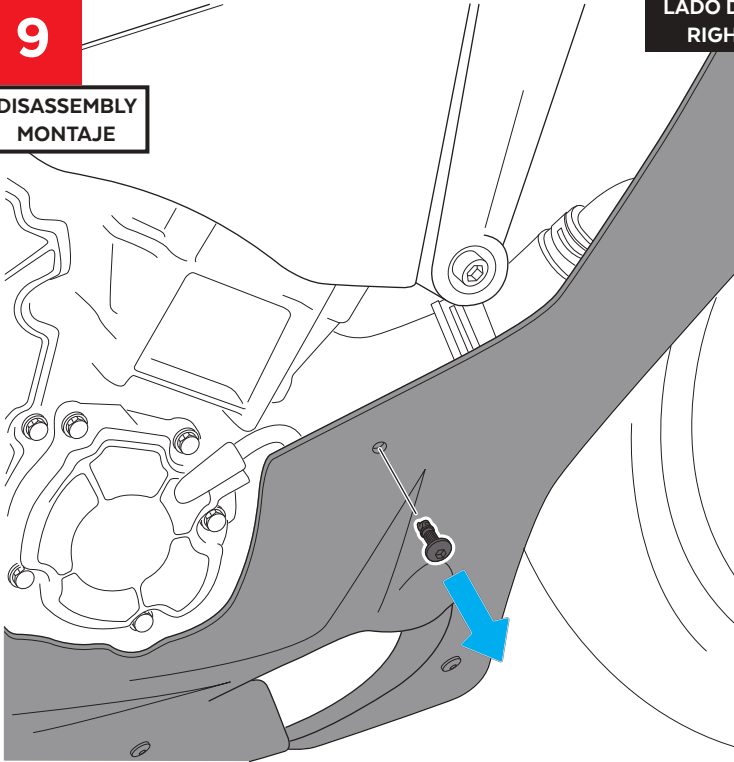


YAMAHA YZF-R1 '15-

INSTRUCCIONES DE MONTAJE - MOUNTING INSTRUCTIONS - MONTAGEANLEITUNG

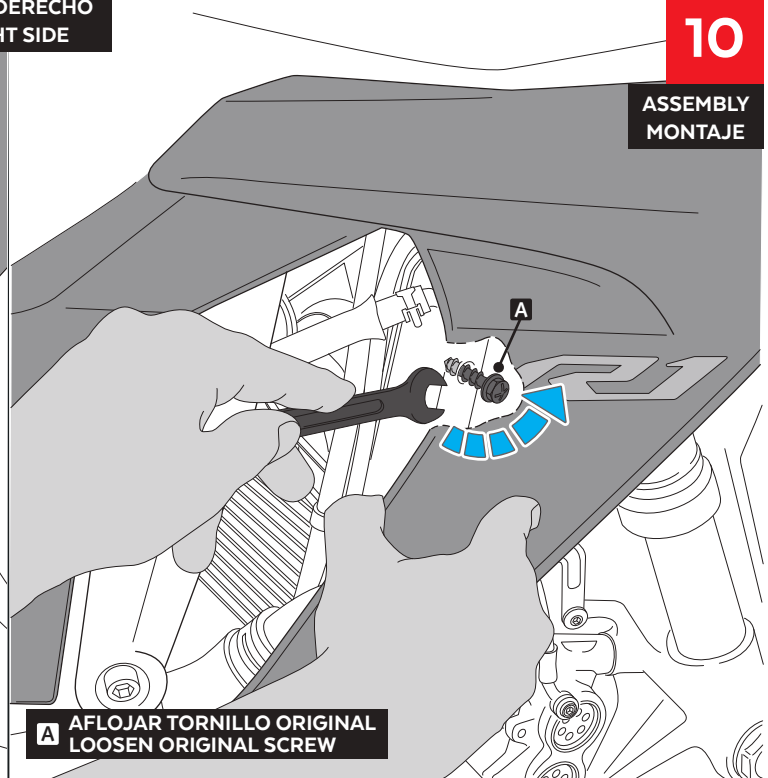
9

DISASSEMBLY
MONTAJE



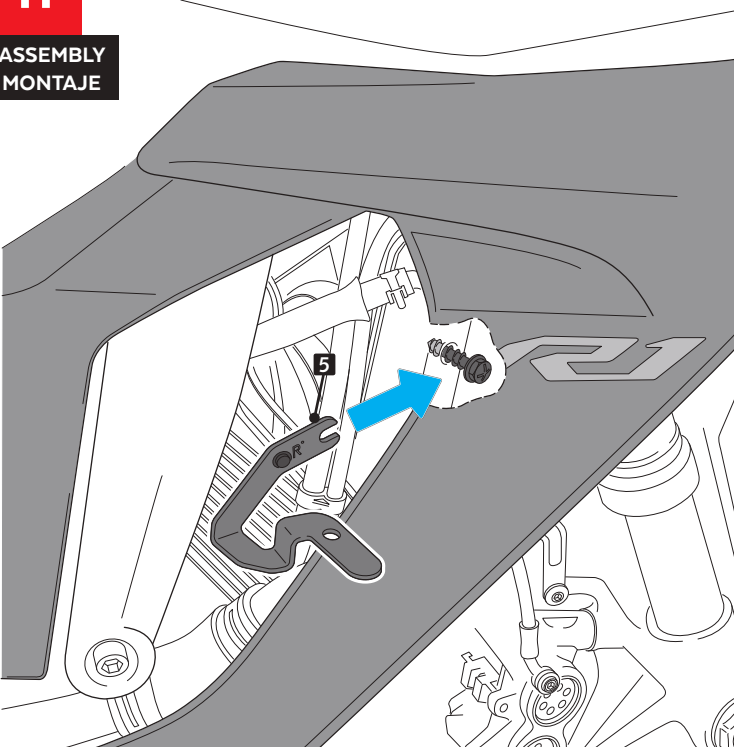
10

ASSEMBLY
MONTAJE



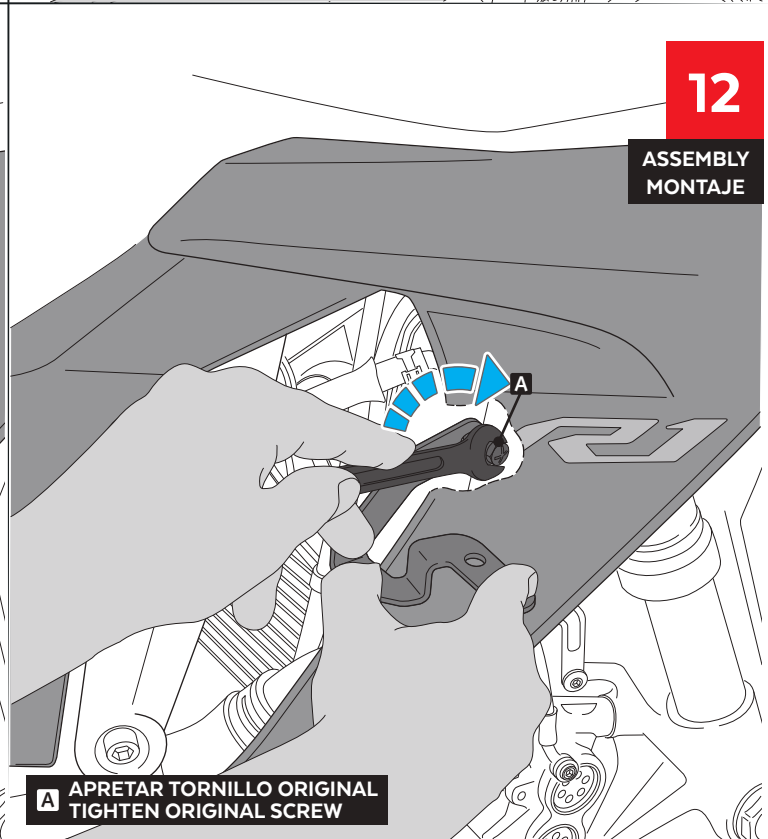
11

ASSEMBLY
MONTAJE



12

ASSEMBLY
MONTAJE

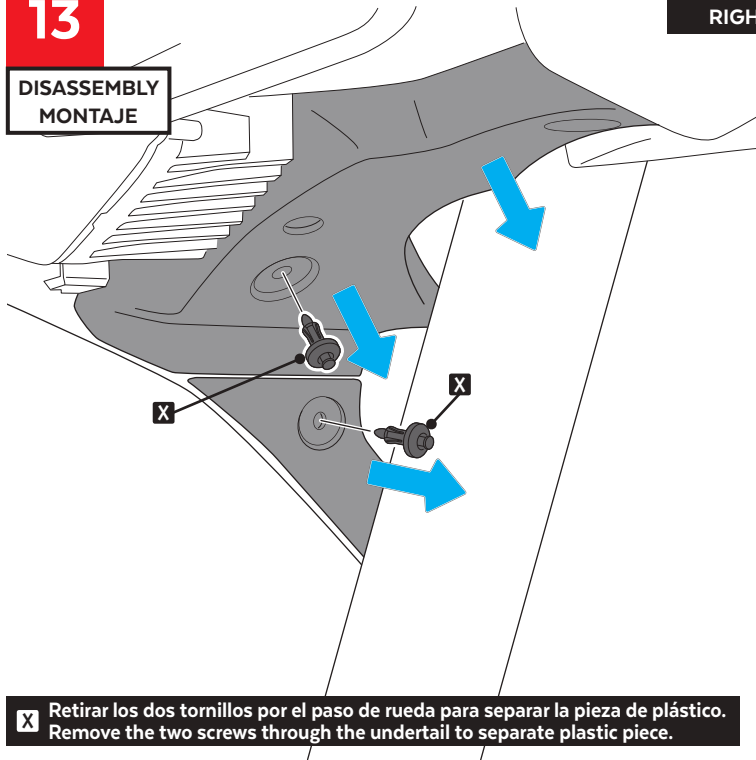


YAMAHA YZF-R1 '15-

INSTRUCCIONES DE MONTAJE - MOUNTING INSTRUCTIONS - MONTAGEANLEITUNG

13

DISASSEMBLY
MONTAJE

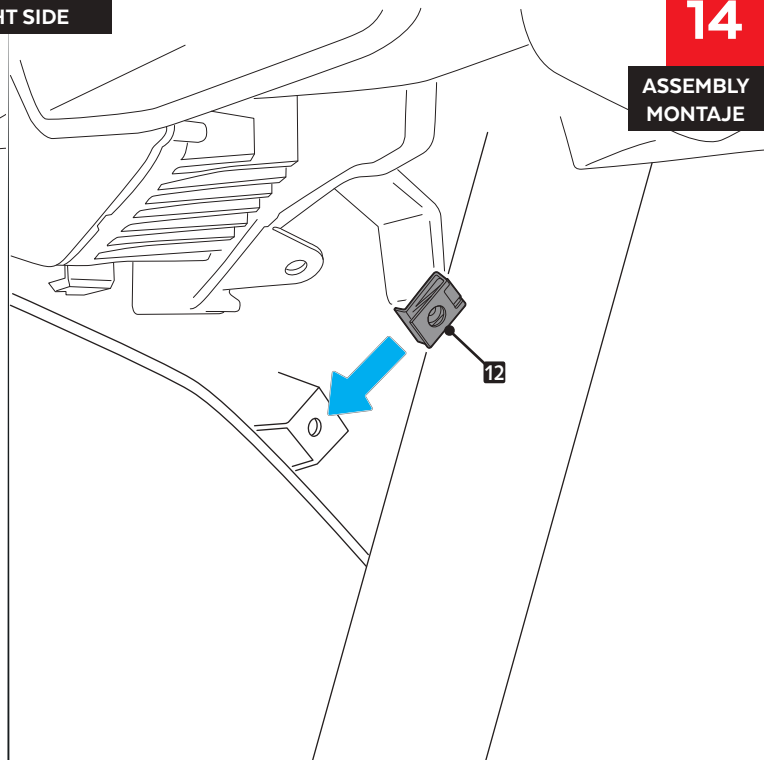


X Retirar los dos tornillos por el paso de rueda para separar la pieza de plástico.
Remove the two screws through the undertail to separate plastic piece.

LADO DERECHO
RIGHT SIDE

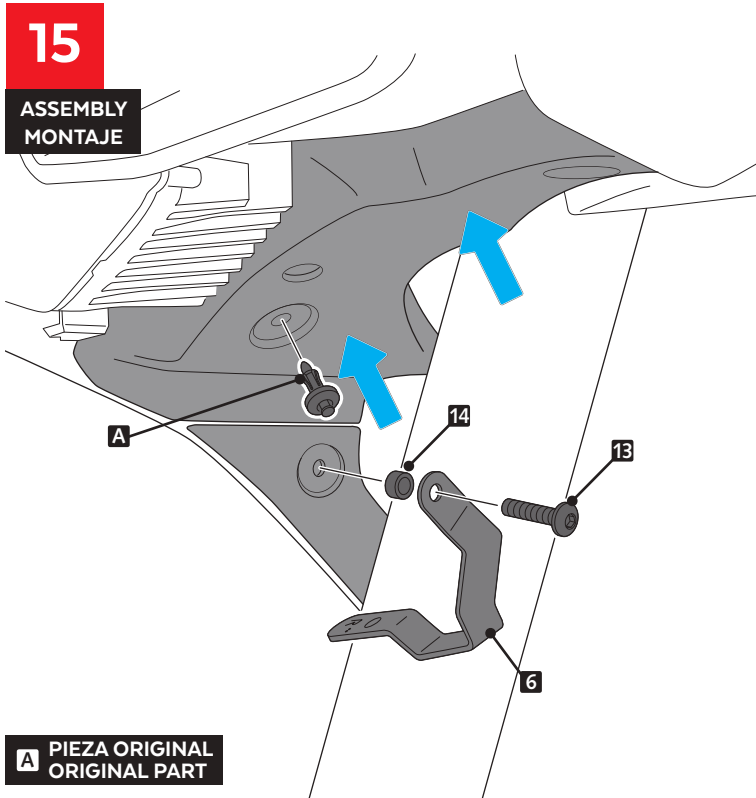
14

ASSEMBLY
MONTAJE



15

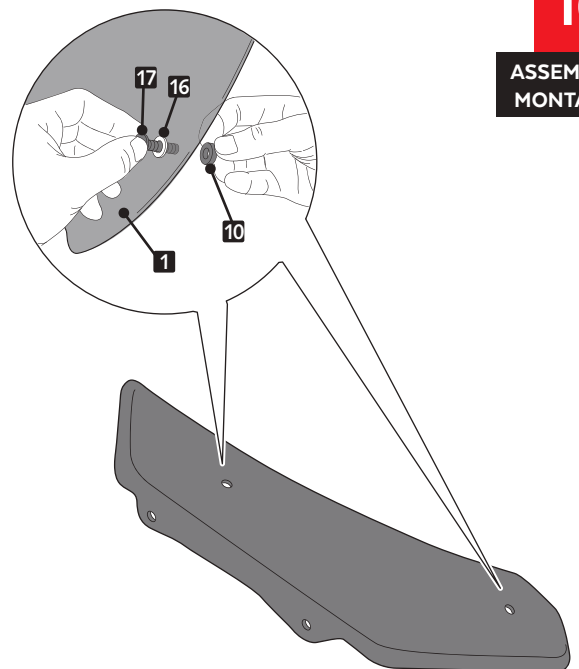
ASSEMBLY
MONTAJE



A PIEZA ORIGINAL
ORIGINAL PART

16

ASSEMBLY
MONTAJE

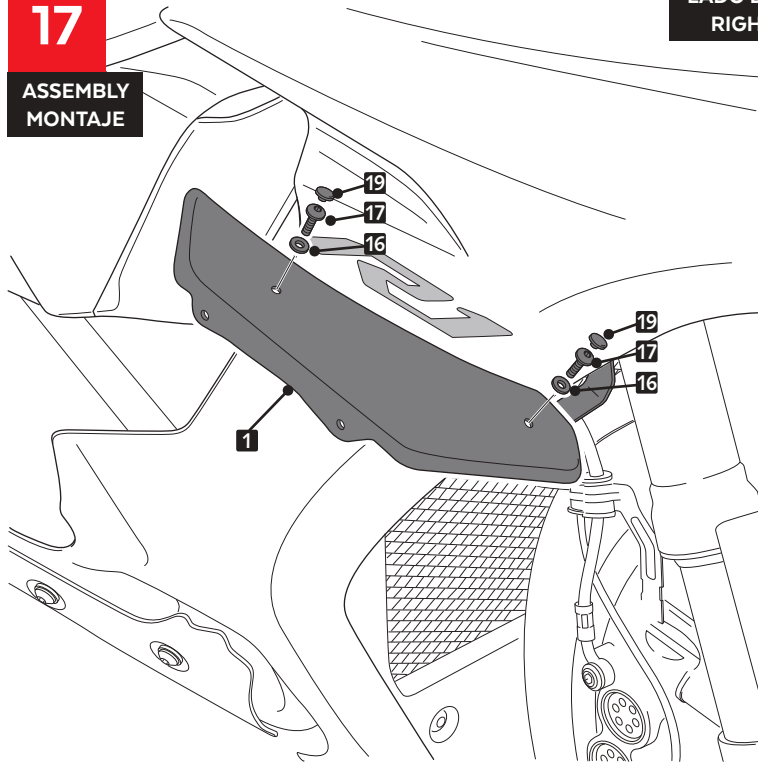


YAMAHA YZF-R1 '15-

INSTRUCCIONES DE MONTAJE - MOUNTING INSTRUCTIONS - MONTAGEANLEITUNG

17

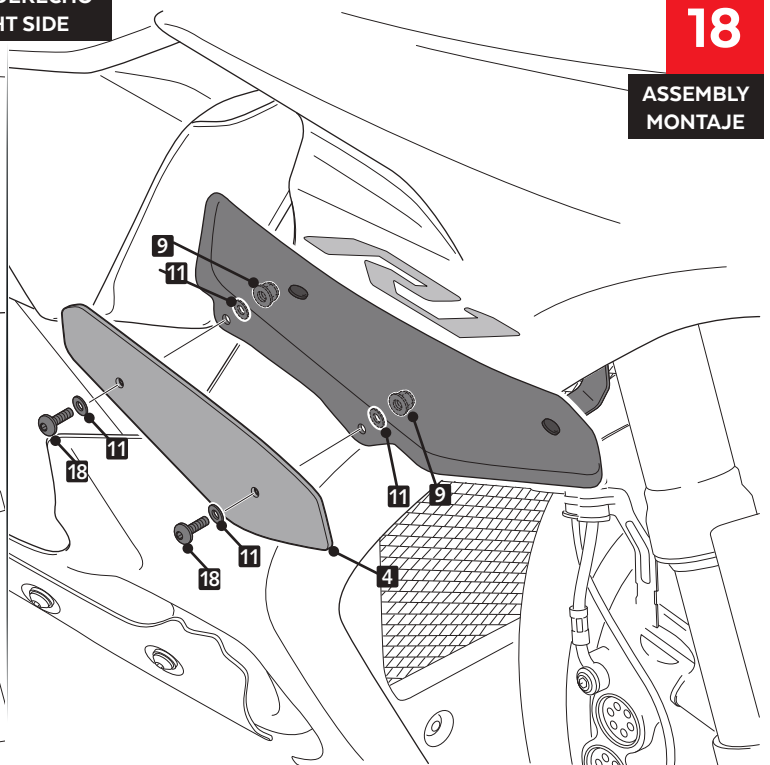
ASSEMBLY
MONTAJE



LADO DERECHO
RIGHT SIDE

18

ASSEMBLY
MONTAJE



COLOCACIÓN SEPARADORES DE SILICONA (ID 15)
PLACEMENT OF THE SILICON SPACERS (ID 15)

